

VENTURKA 

Y-FWA
*Axial Smoke
Exhaust Fan*



venturka.com

Technical Specifications

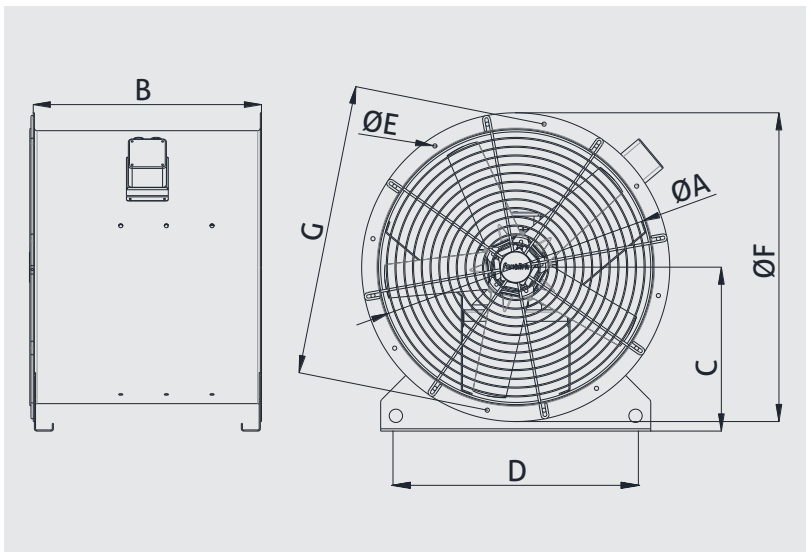
AXIAL SMOKE EXHAUST FAN

Y-FWA series axial smoke exhaust fans are the ideal fans to meet the need to exhaust fire smoke in ventilation systems. Thanks to their compact construction, they can be installed directly in air ducts, shaft, roof floor, any position required. The products have fire-resistant certificate and tested for working for 2 hours at 400 °C in international accredited organizations according to EN 12101-3 standard.

It is manufactured between Ø400mm and Ø1250mm diameters. The body is made of high quality, corrosion-resistant galvanized steel. The propellers are made of special aluminum alloy with adjustable blade angles. According to the project, uni-directional or reversible options are available. It is manufactured as standard (380 V - 50 Hz) or other voltages and frequencies (400/415/440 V - 50 Hz) on request. Motors can be single-speed or double speed and have Class H, S1, IP55 insulation. The sound level can be controlled by adding a silencer at the sensitive points.

Usage Areas

Can be used to meet the smoke exhaust requirement in ventilations systems of all kinds of industrial buildings, shopping malls, residences, hotels, hospitals, schools, offices, car parks and residences.

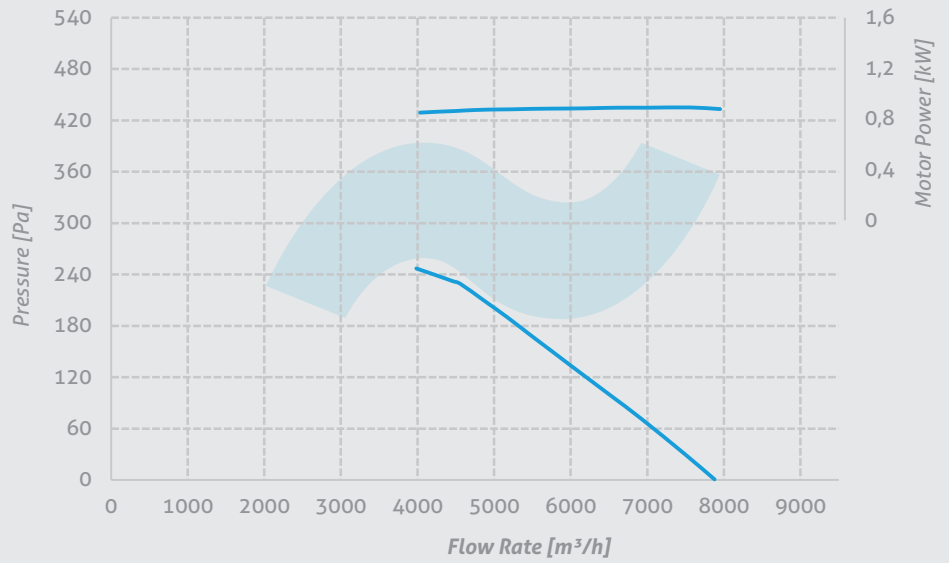


MODEL	A	B	C	D	E	F	G	VOLTAGE	FREQUENCY	WORKING ENVIRONMENT
	mm	mm	mm	mm	mm	mm	mm	V	Hz	
Y-FWA 400	400	500	275	335	Ø9x8	500	450	380	50	400 °C / 2 Hours
Y-FWA 450	450	500	300	385	Ø9x8	550	500	380	50	400 °C / 2 Hours
Y-FWA 500	500	600	325	435	Ø9x8	600	550	380	50	400 °C / 2 Hours
Y-FWA 560	560	600	355	495	Ø9x8	660	610	380	50	400 °C / 2 Hours
Y-FWA 630	630	600	390	565	Ø9x8	730	680	380	50	400 °C / 2 Hours
Y-FWA 710	710	600	430	645	Ø11x16	810	760	380	50	400 °C / 2 Hours
Y-FWA 800	800	600	475	735	Ø11x16	900	850	380	50	400 °C / 2 Hours
Y-FWA 900	900	750	525	735	Ø11x16	1000	950	380	50	400 °C / 2 Hours
Y-FWA 1000	1000	800	595	835	Ø11x16	1100	1050	380	50	400 °C / 2 Hours
Y-FWA 1120	1120	1000	655	935	Ø11x16	1220	1170	380	50	400 °C / 2 Hours
Y-FWA 1250	1250	1000	720	1035	Ø11x16	1330	1280	380	50	400 °C / 2 Hours

Performance Curves

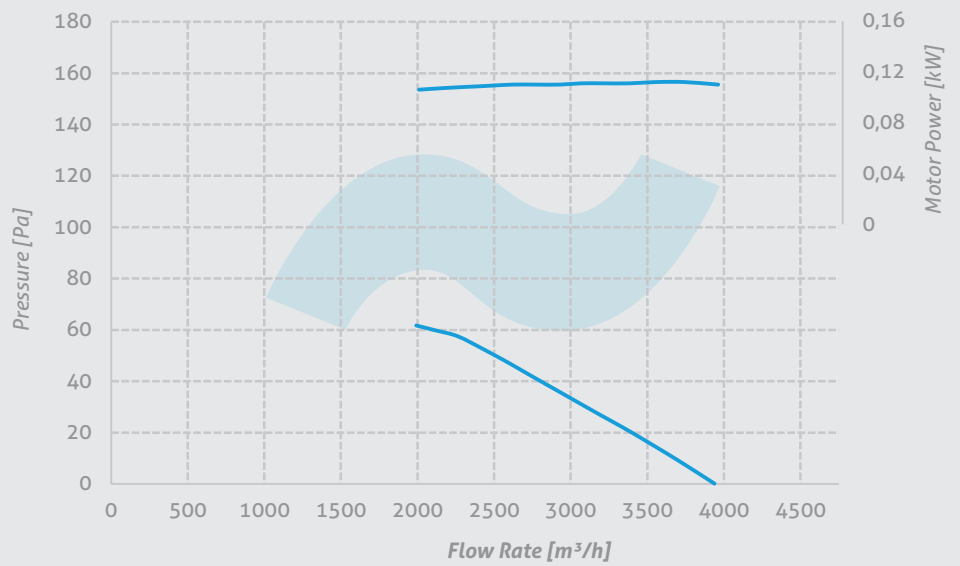
Y-FWA 400

Nos. of Blades 3
 Hub Size 6
 Pitch Angle 45°
 Nos. of Poles 2
 Material Aluminum



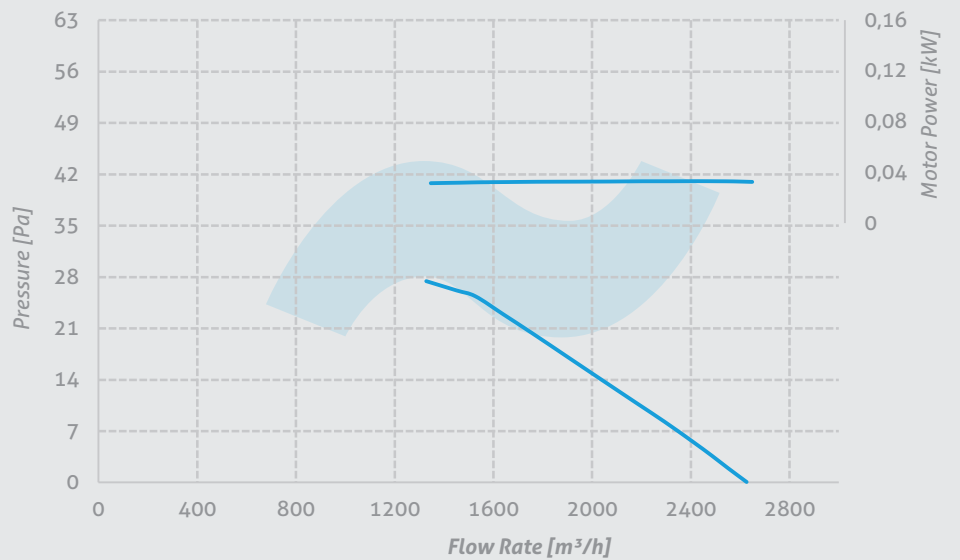
Y-FWA 400

Nos. of Blades 3
 Hub Size 6
 Pitch Angle 45°
 Nos. of Poles 4
 Material Aluminum



Y-FWA 400

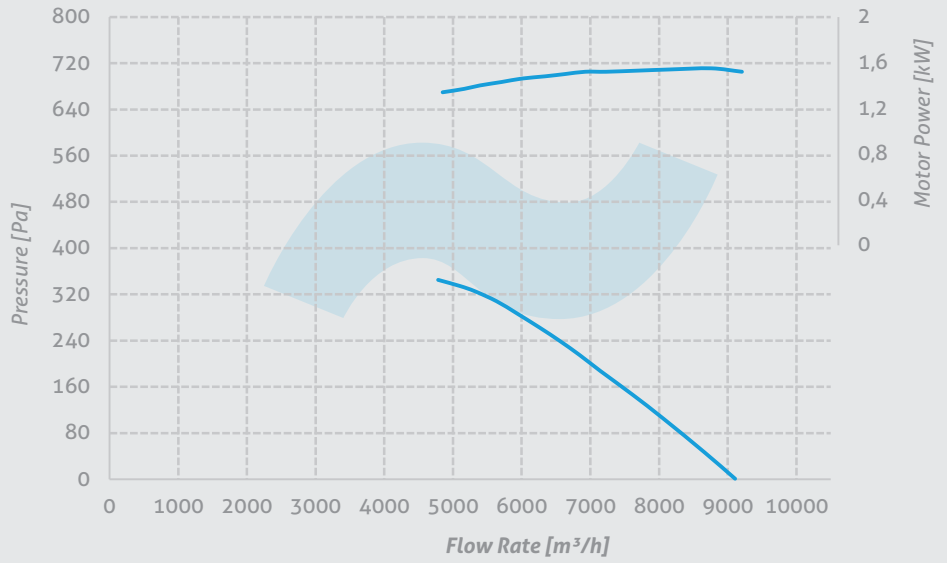
Nos. of Blades 3
 Hub Size 6
 Pitch Angle 45°
 Nos. of Poles 6
 Material Aluminum



Performance Curves

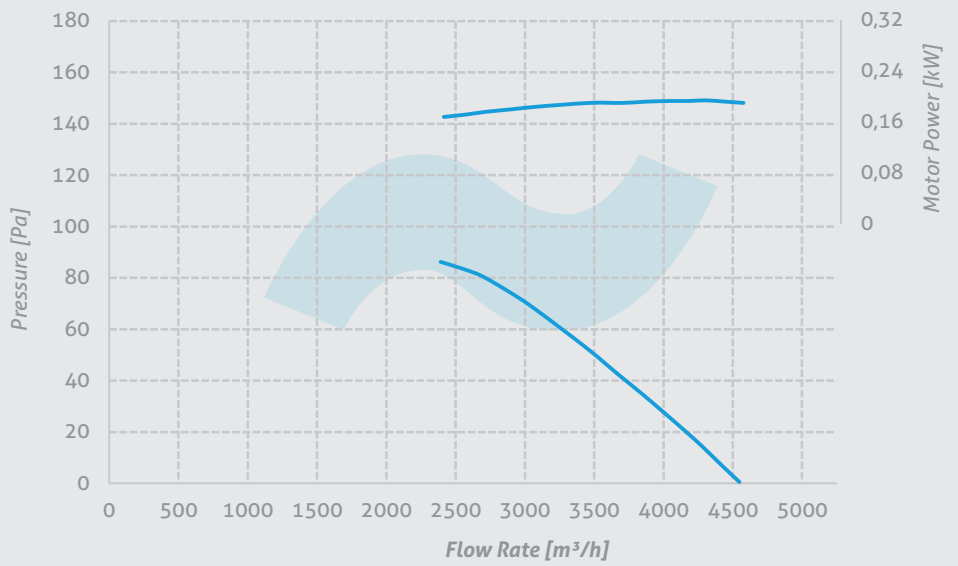
Y-FWA 400

Nos. of Blades 6
 Hub Size 6
 Pitch Angle 45°
 Nos. of Poles 2
 Material Aluminum



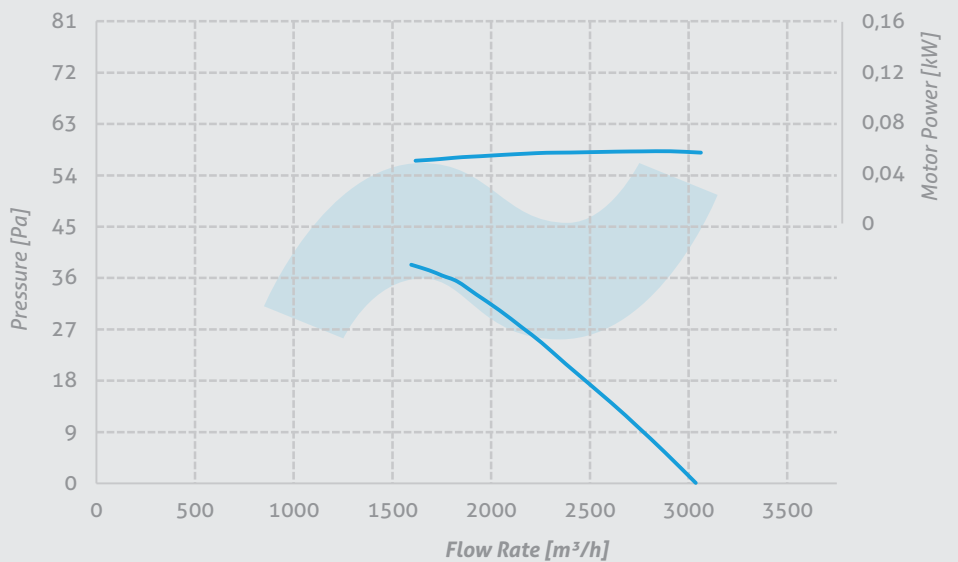
Y-FWA 400

Nos. of Blades 6
 Hub Size 6
 Pitch Angle 45°
 Nos. of Poles 4
 Material Aluminum



Y-FWA 400

Nos. of Blades 6
 Hub Size 6
 Pitch Angle 45°
 Nos. of Poles 6
 Material Aluminum

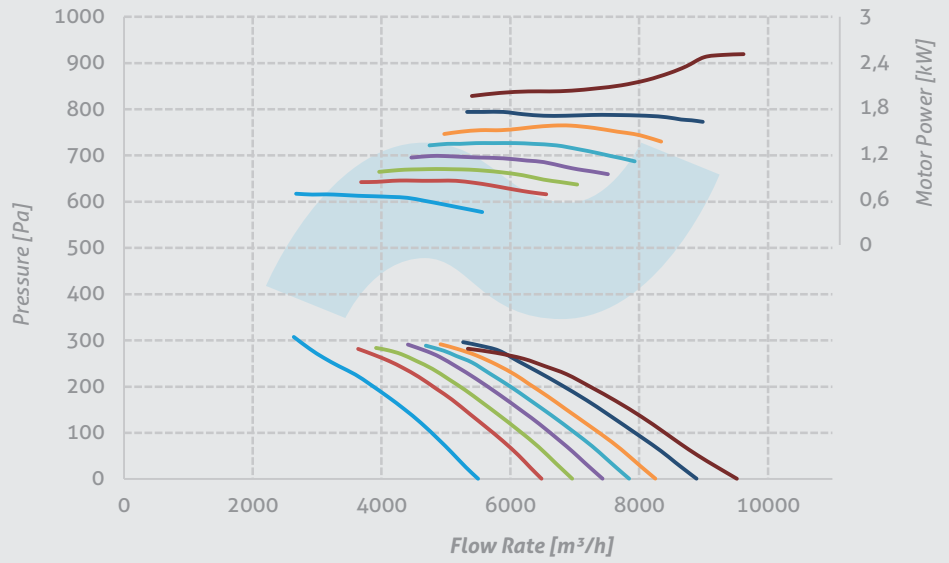


Performance Curves

Y-FWA 400

Nos. of Blades 5
 Hub Size 5
 Nos. of Poles 2
 Material Aluminum
 Pitch Angle

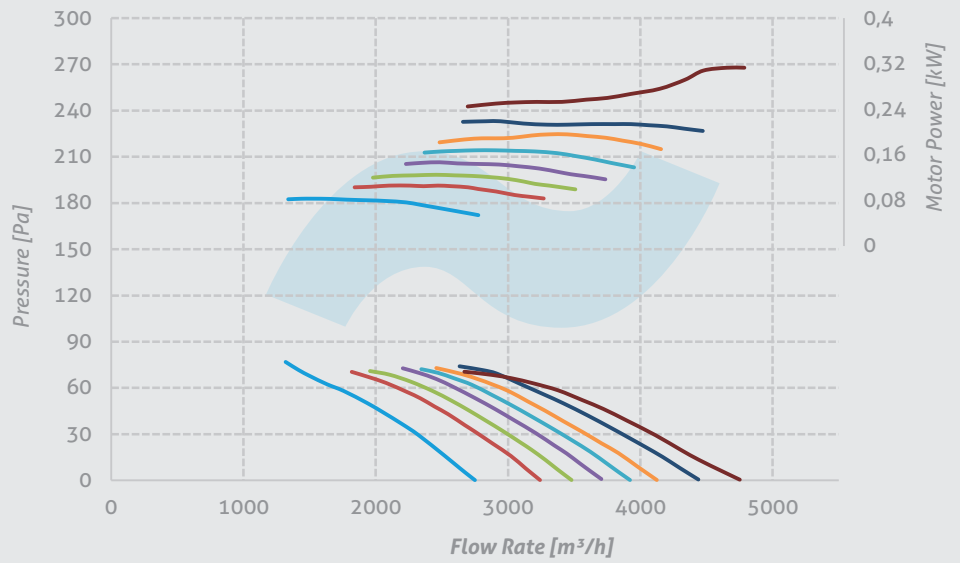
- 25° 30° 32,5°
- 35° 37,5° 40°
- 45° 50°



Y-FWA 400

Nos. of Blades 5
 Hub Size 5
 Nos. of Poles 4
 Material Aluminum
 Pitch Angle

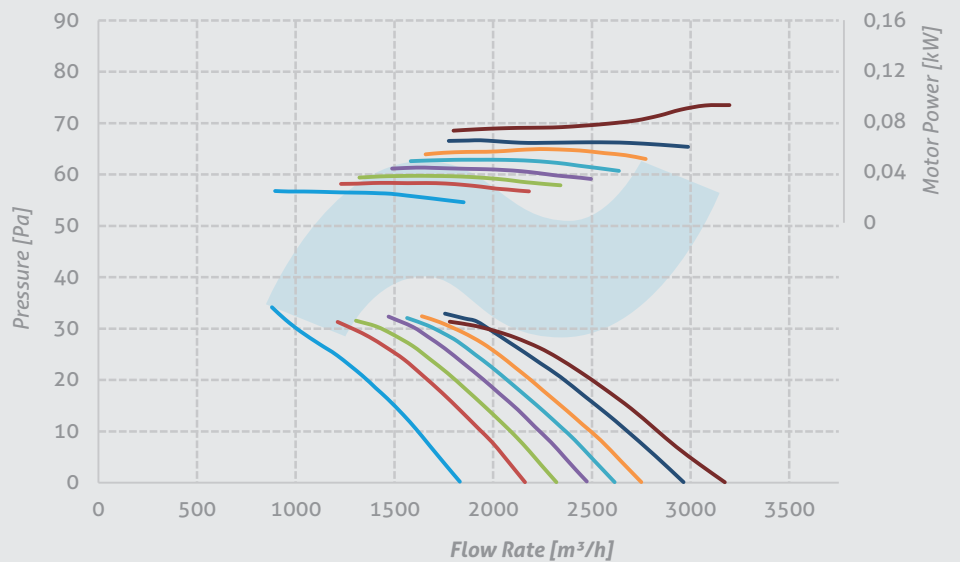
- 25° 30° 32,5°
- 35° 37,5° 40°
- 45° 50°



Y-FWA 400

Nos. of Blades 5
 Hub Size 5
 Nos. of Poles 6
 Material Aluminum
 Pitch Angle

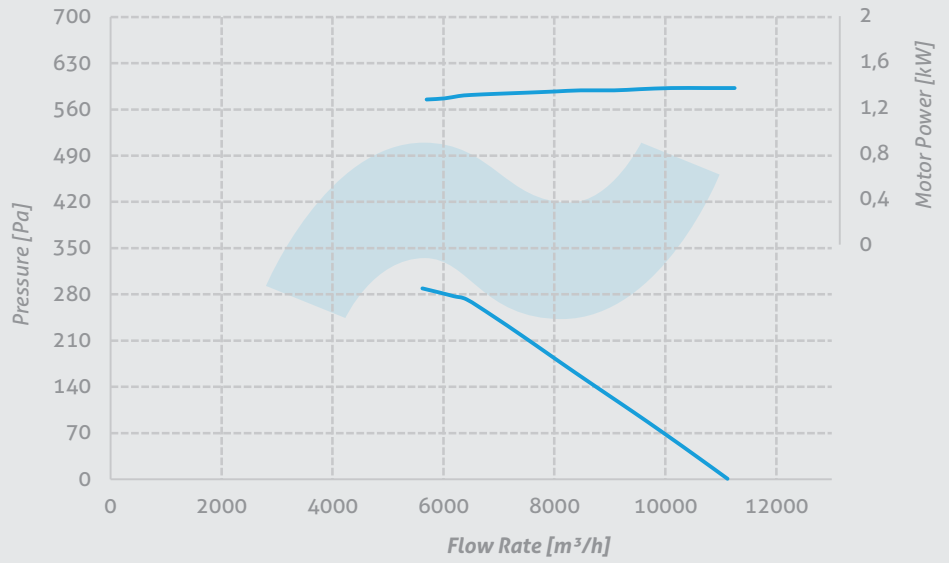
- 25° 30° 32,5°
- 35° 37,5° 40°
- 45° 50°



Performance Curves

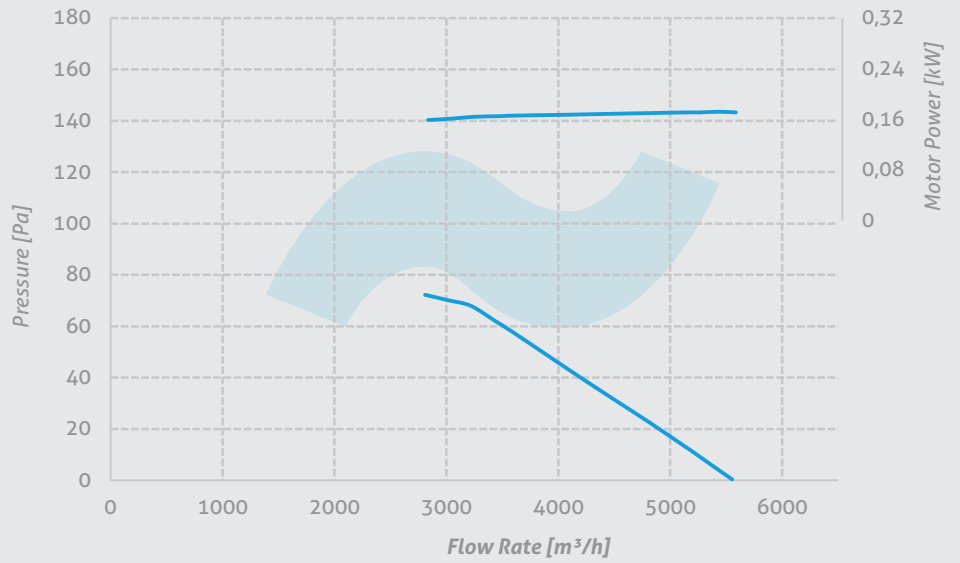
Y-FWA 450

Nos. of Blades 3
Hub Size 6
Pitch Angle 45°
Nos. of Poles 2
Material Aluminum



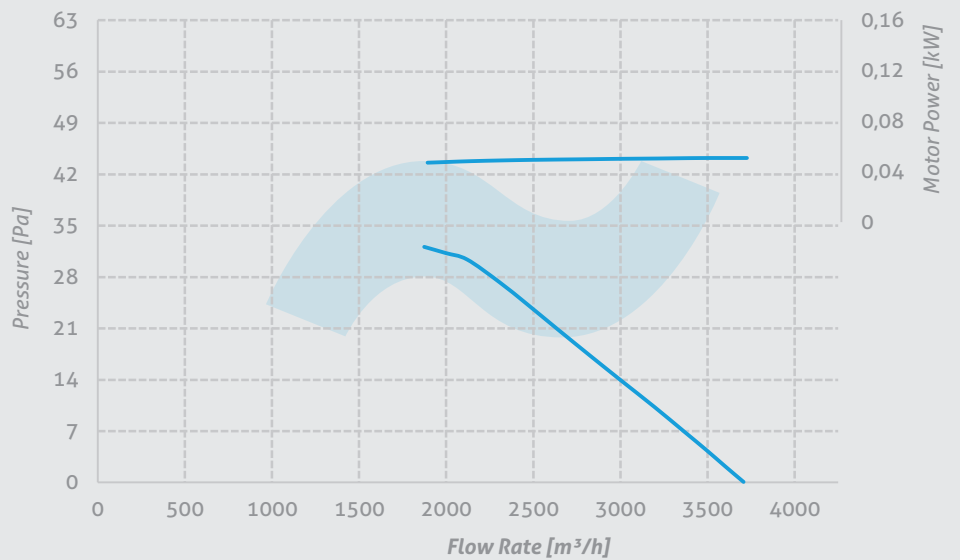
Y-FWA 450

Nos. of Blades 3
Hub Size 6
Pitch Angle 45°
Nos. of Poles 4
Material Aluminum



Y-FWA 450

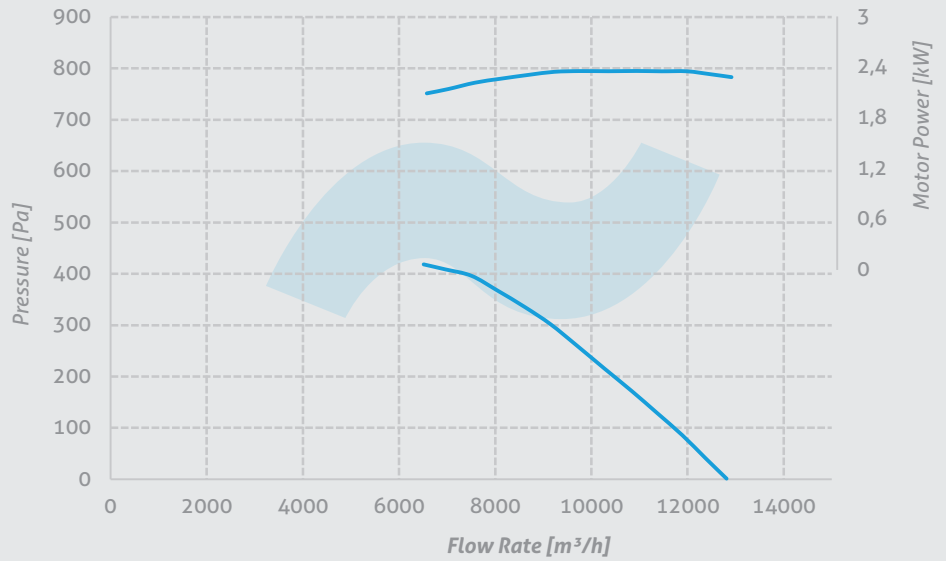
Nos. of Blades 3
Hub Size 6
Pitch Angle 45°
Nos. of Poles 6
Material Aluminum



Performance Curves

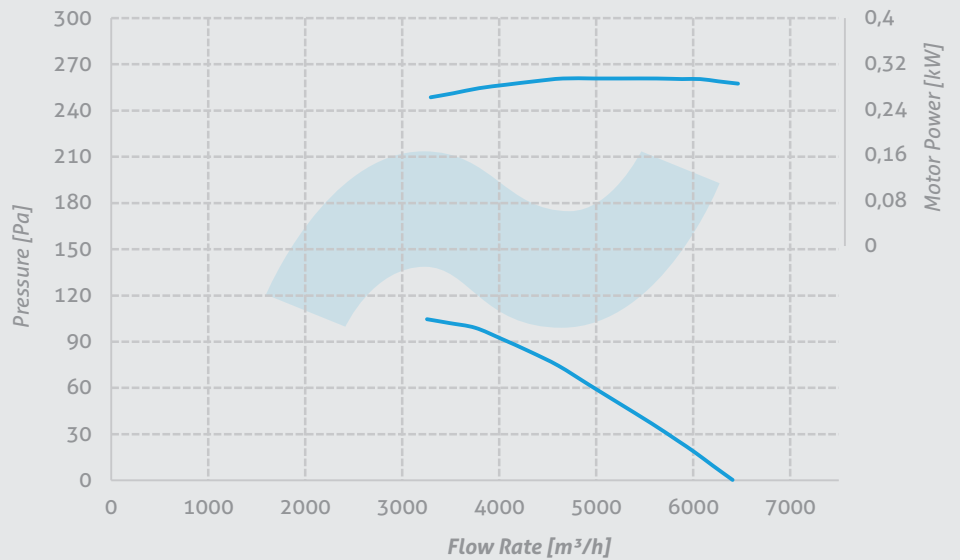
Y-FWA 450

Nos. of Blades 6
Hub Size 6
Pitch Angle 45°
Nos. of Poles 2
Material Aluminum



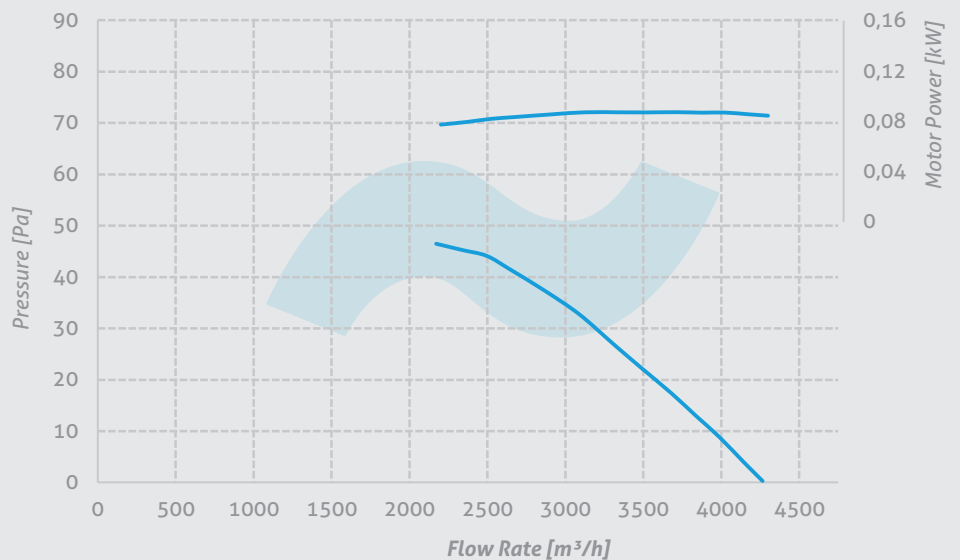
Y-FWA 450

Nos. of Blades 6
Hub Size 6
Pitch Angle 45°
Nos. of Poles 4
Material Aluminum



Y-FWA 450

Nos. of Blades 6
Hub Size 6
Pitch Angle 45°
Nos. of Poles 6
Material Aluminum

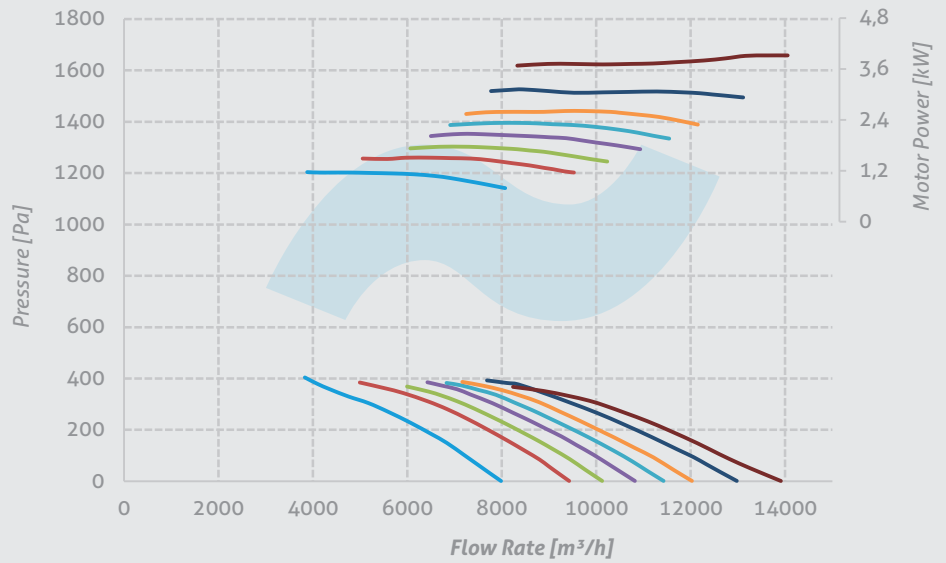


Performance Curves

Y-FWA 450

Nos. of Blades 5
 Hub Size 5
 Nos. of Poles 2
 Material Aluminum
 Pitch Angle

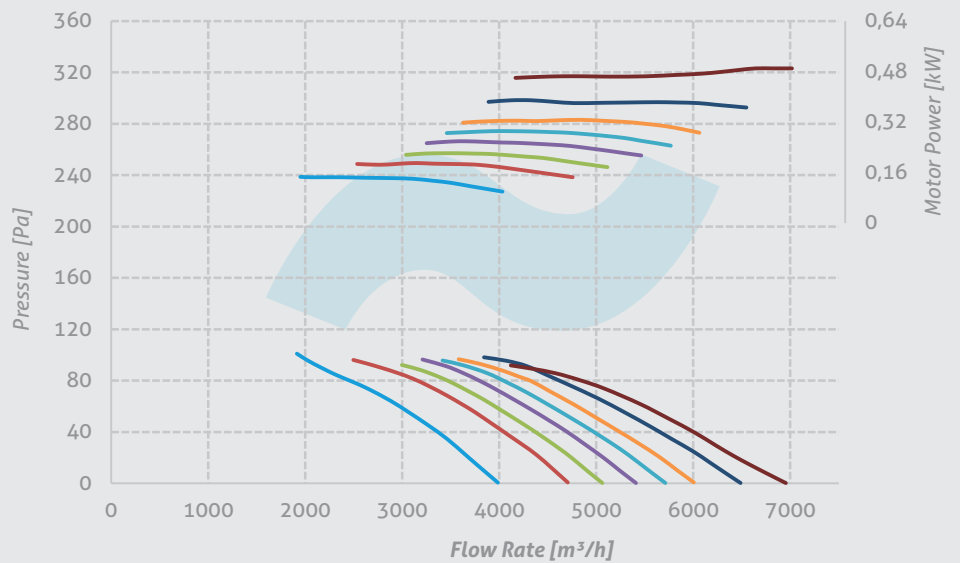
- 25° — 30° — 32,5°
- 35° — 37,5° — 40°
- 45° — 50°



Y-FWA 450

Nos. of Blades 5
 Hub Size 5
 Nos. of Poles 4
 Material Aluminum
 Pitch Angle

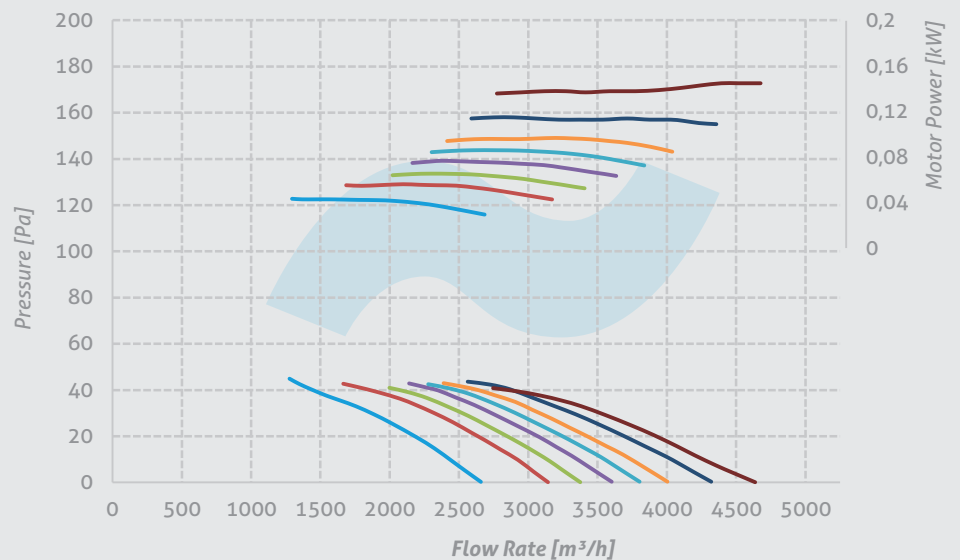
- 25° — 30° — 32,5°
- 35° — 37,5° — 40°
- 45° — 50°



Y-FWA 450

Nos. of Blades 5
 Hub Size 5
 Nos. of Poles 6
 Material Aluminum
 Pitch Angle

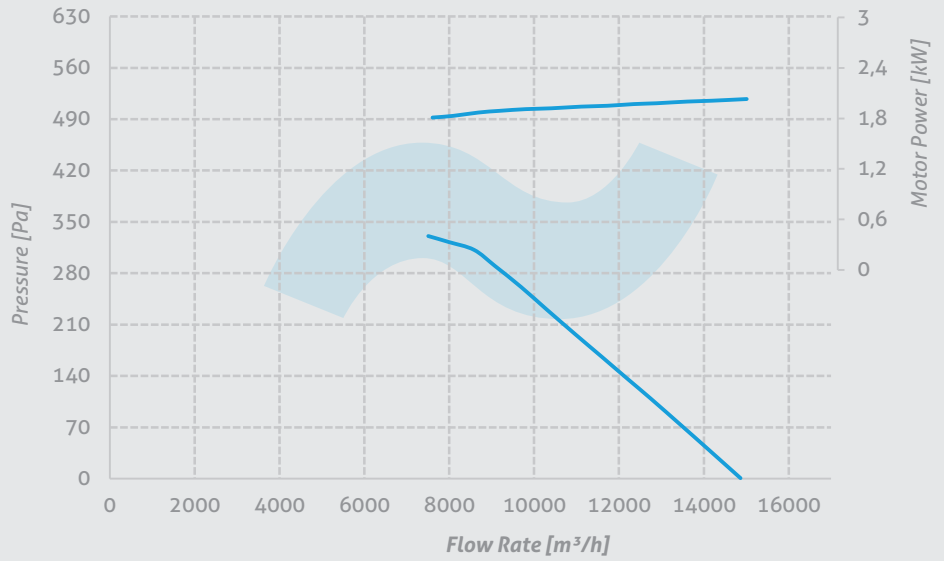
- 25° — 30° — 32,5°
- 35° — 37,5° — 40°
- 45° — 50°



Performance Curves

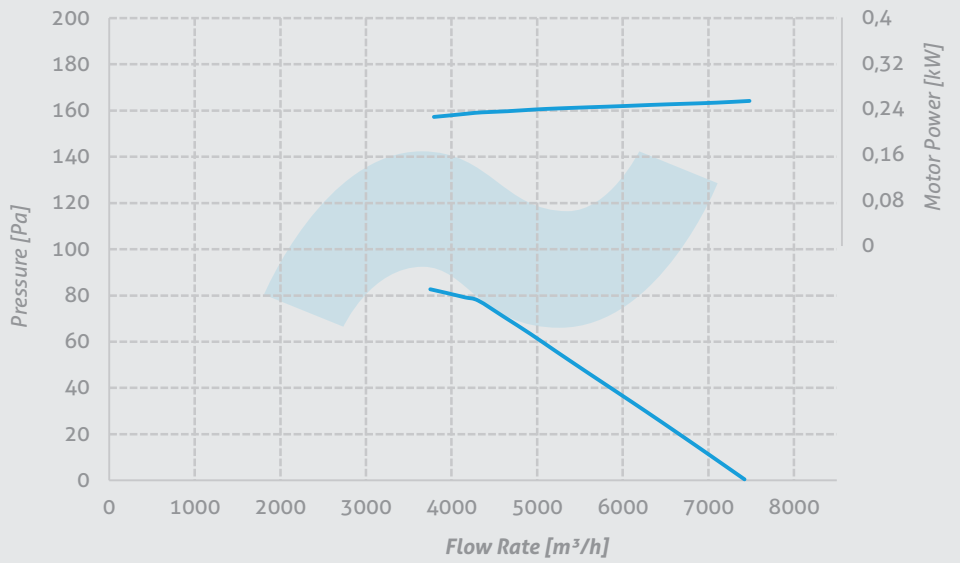
Y-FWA 500

Nos. of Blades 3
 Hub Size 6
 Pitch Angle 45°
 Nos. of Poles 2
 Material Aluminum



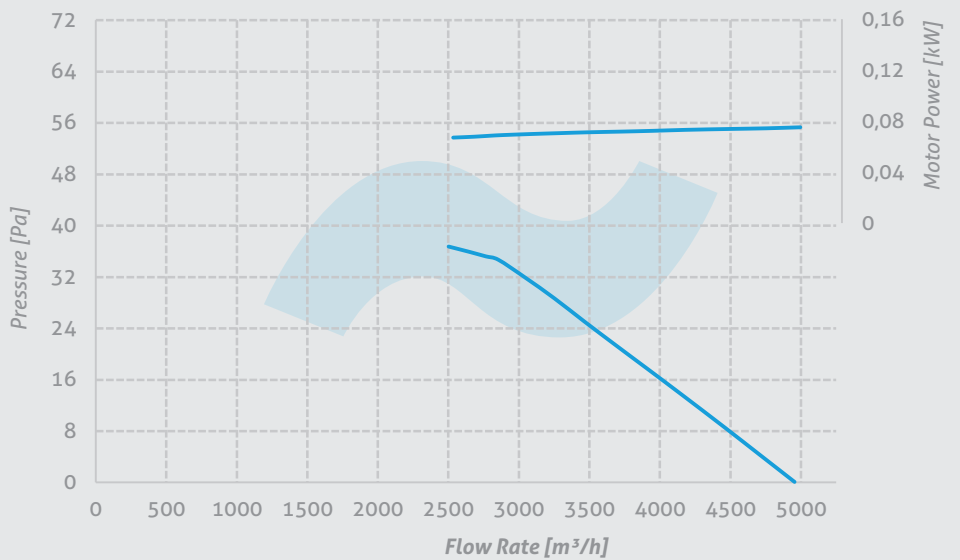
Y-FWA 500

Nos. of Blades 3
 Hub Size 6
 Pitch Angle 45°
 Nos. of Poles 4
 Material Aluminum



Y-FWA 500

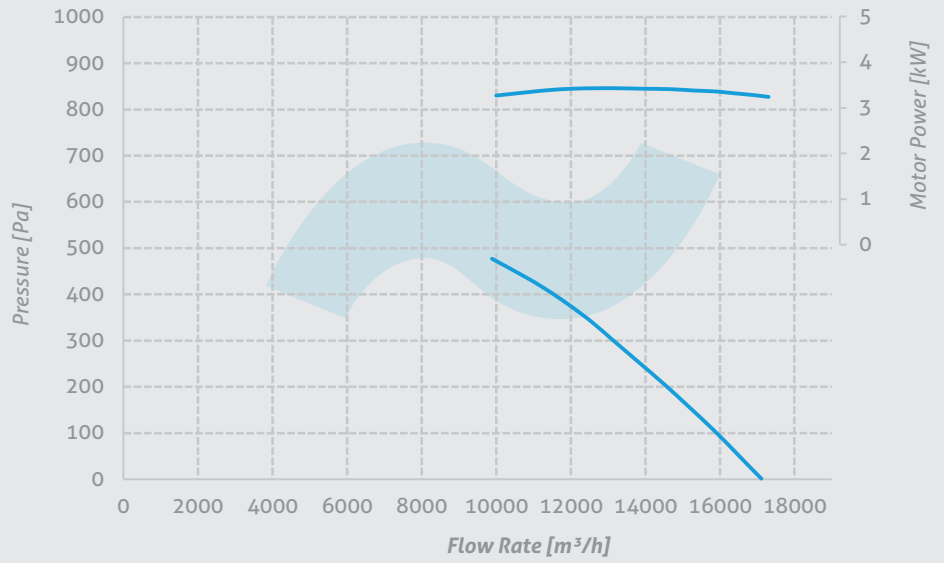
Nos. of Blades 3
 Hub Size 6
 Pitch Angle 45°
 Nos. of Poles 6
 Material Aluminum



Performance Curves

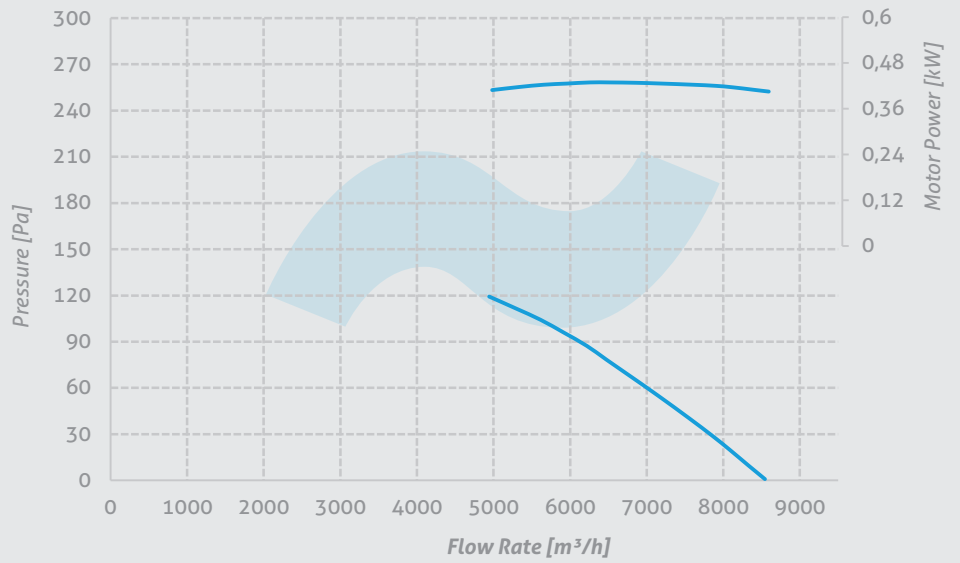
Y-FWA 500

Nos. of Blades 6
 Hub Size 6
 Pitch Angle 45°
 Nos. of Poles 2
 Material Aluminum



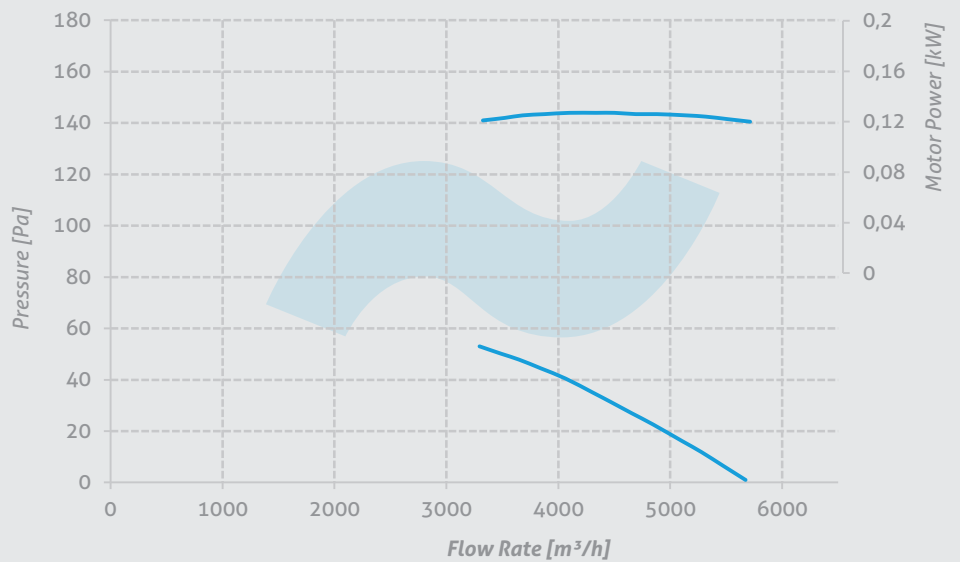
Y-FWA 500

Nos. of Blades 6
 Hub Size 6
 Pitch Angle 45°
 Nos. of Poles 4
 Material Aluminum



Y-FWA 500

Nos. of Blades 6
 Hub Size 6
 Pitch Angle 45°
 Nos. of Poles 6
 Material Aluminum

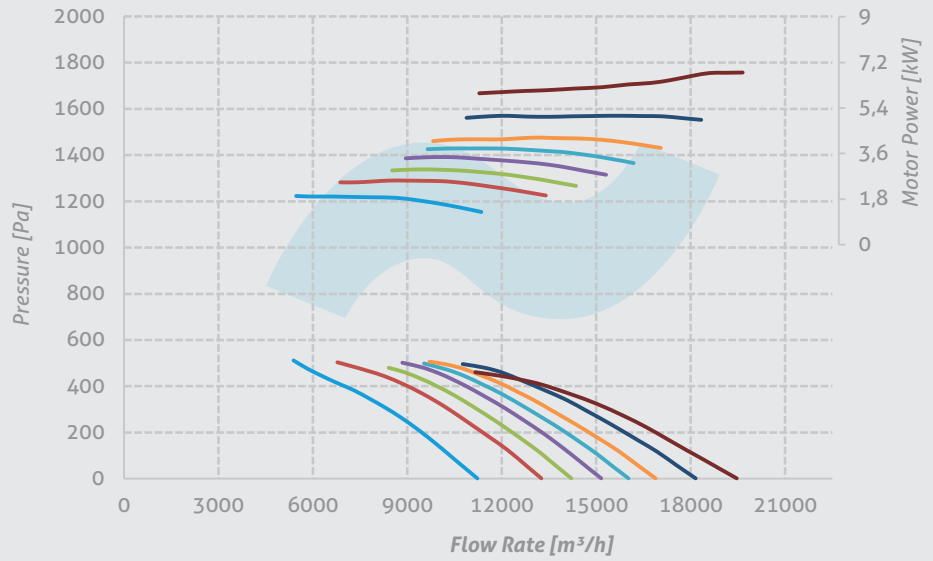


Performance Curves

Y-FWA 500

Nos. of Blades 5
 Hub Size 5
 Nos. of Poles 2
 Material Aluminum
 Pitch Angle

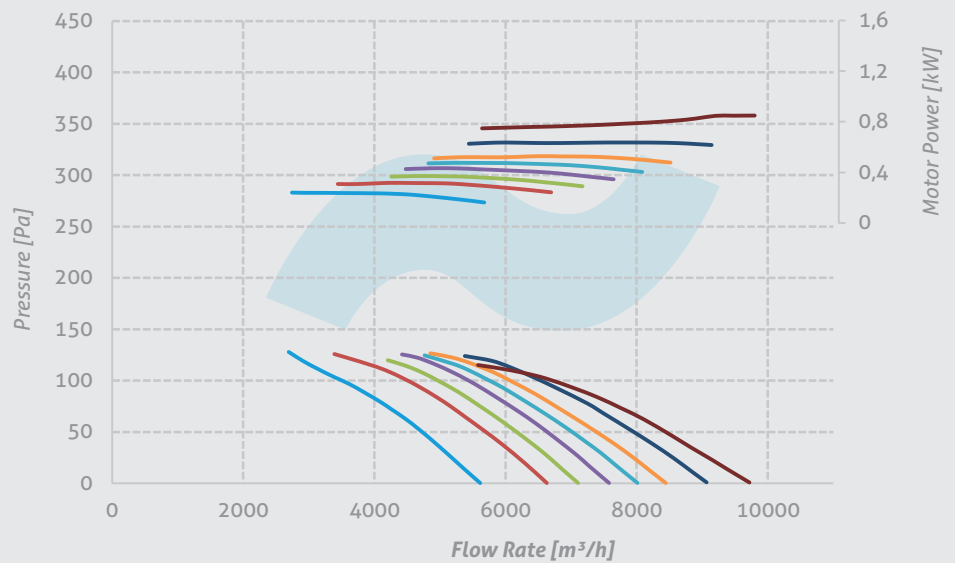
- 25° 30° 32,5°
- 35° 37,5° 40°
- 45° 50°



Y-FWA 500

Nos. of Blades 5
 Hub Size 5
 Nos. of Poles 4
 Material Aluminum
 Pitch Angle

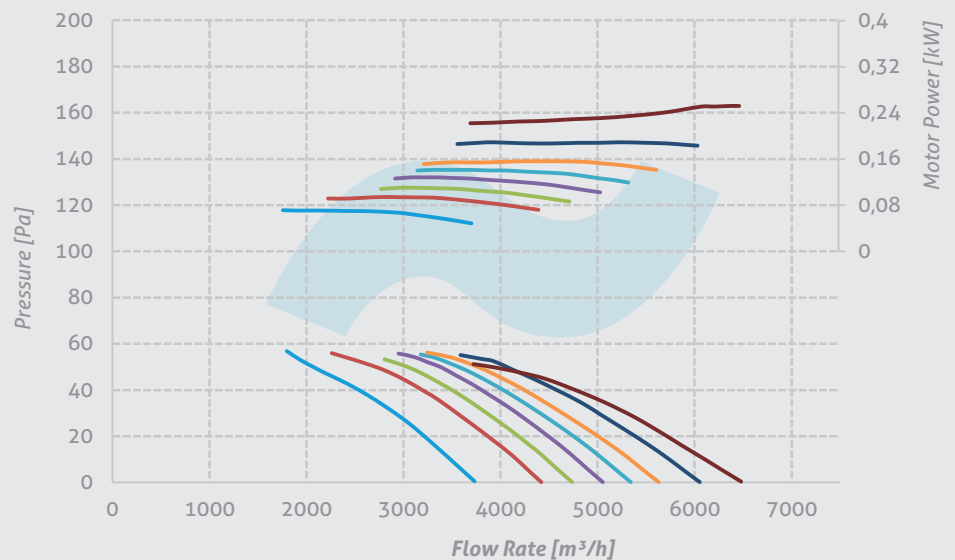
- 25° 30° 32,5°
- 35° 37,5° 40°
- 45° 50°



Y-FWA 500

Nos. of Blades 5
 Hub Size 5
 Nos. of Poles 6
 Material Aluminum
 Pitch Angle

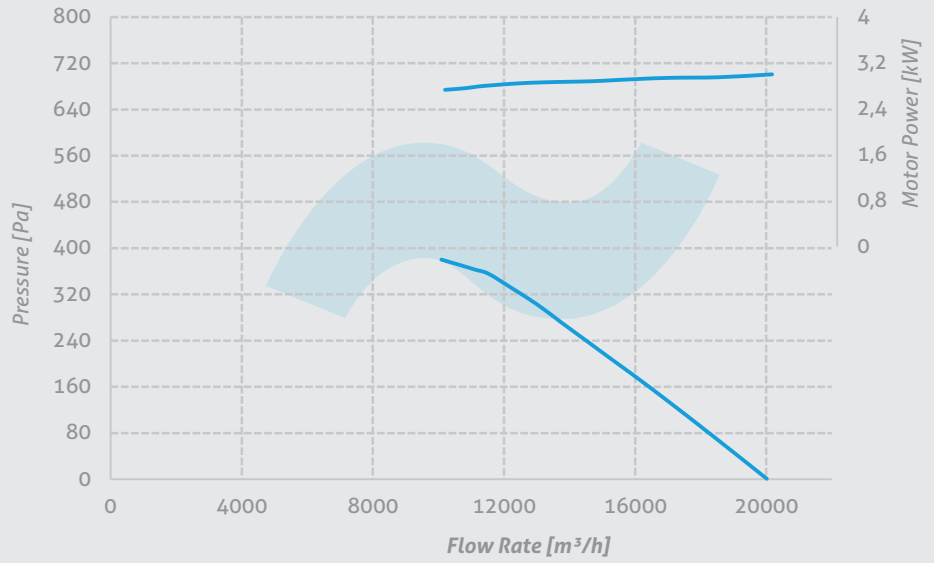
- 25° 30° 32,5°
- 35° 37,5° 40°
- 45° 50°



Performance Curves

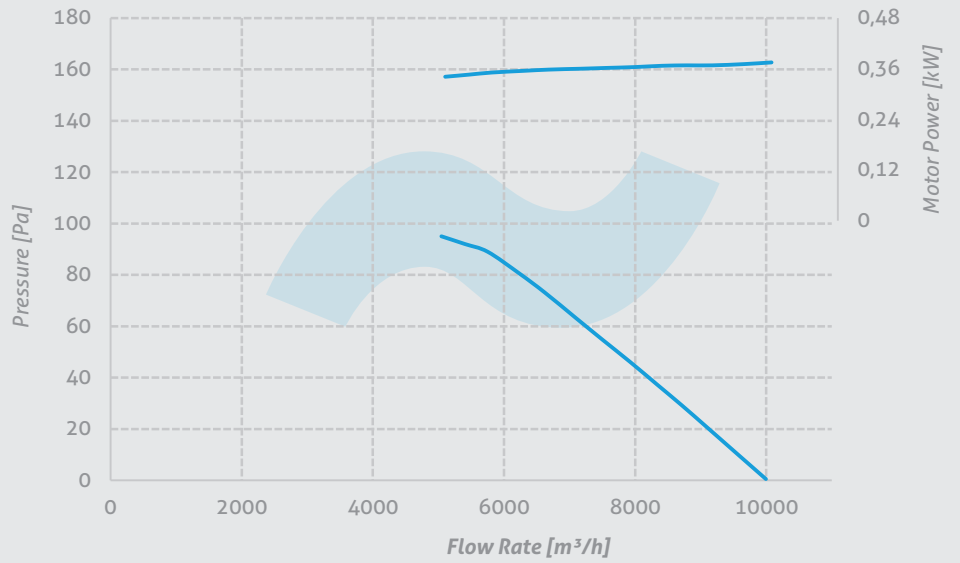
Y-FWA 560

Nos. of Blades 3
 Hub Size 6
 Pitch Angle 45°
 Nos. of Poles 2
 Material Aluminum



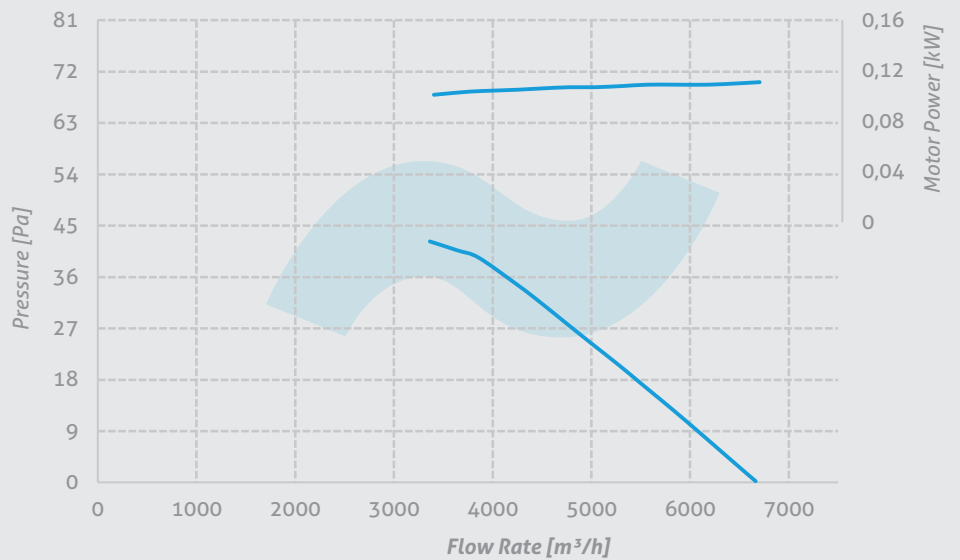
Y-FWA 560

Nos. of Blades 3
 Hub Size 6
 Pitch Angle 45°
 Nos. of Poles 4
 Material Aluminum



Y-FWA 560

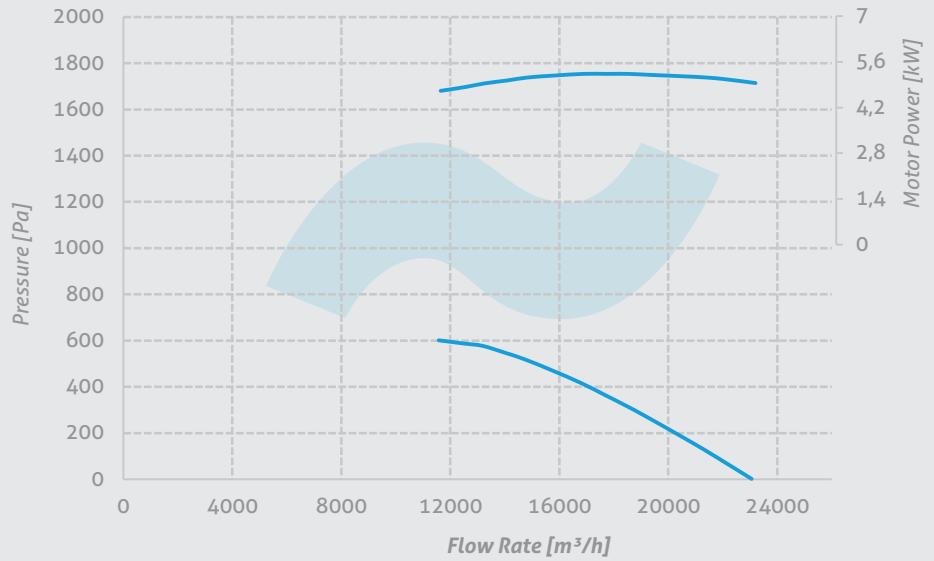
Nos. of Blades 3
 Hub Size 6
 Pitch Angle 45°
 Nos. of Poles 6
 Material Aluminum



Performance Curves

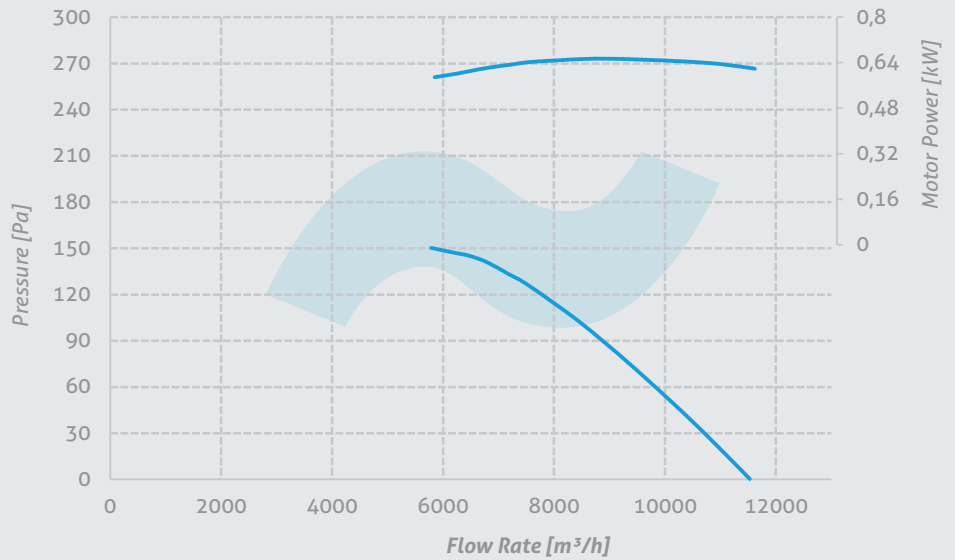
Y-FWA 560

Nos. of Blades 6
 Hub Size 6
 Pitch Angle 45°
 Nos. of Poles 2
 Material Aluminum



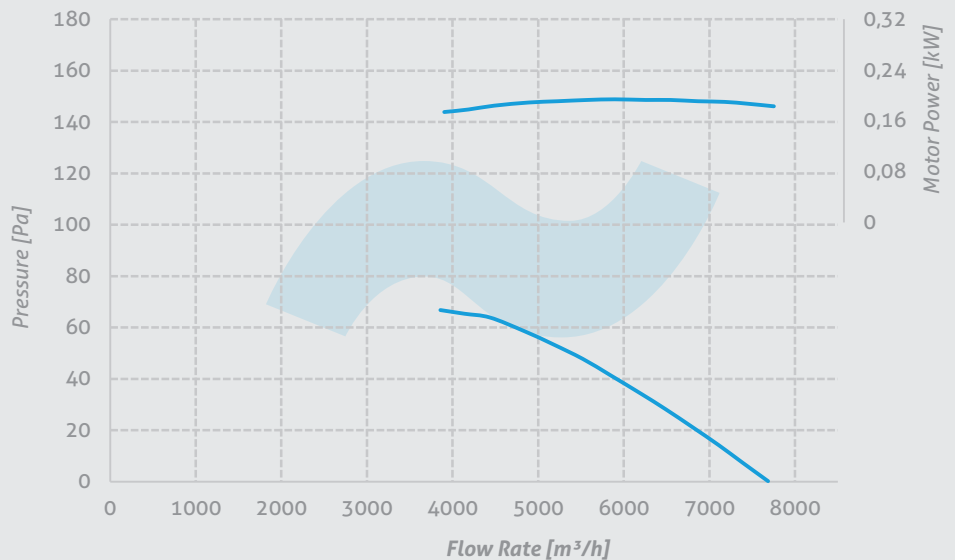
Y-FWA 560

Nos. of Blades 6
 Hub Size 6
 Pitch Angle 45°
 Nos. of Poles 4
 Material Aluminum



Y-FWA 560

Nos. of Blades 6
 Hub Size 6
 Pitch Angle 45°
 Nos. of Poles 6
 Material Aluminum

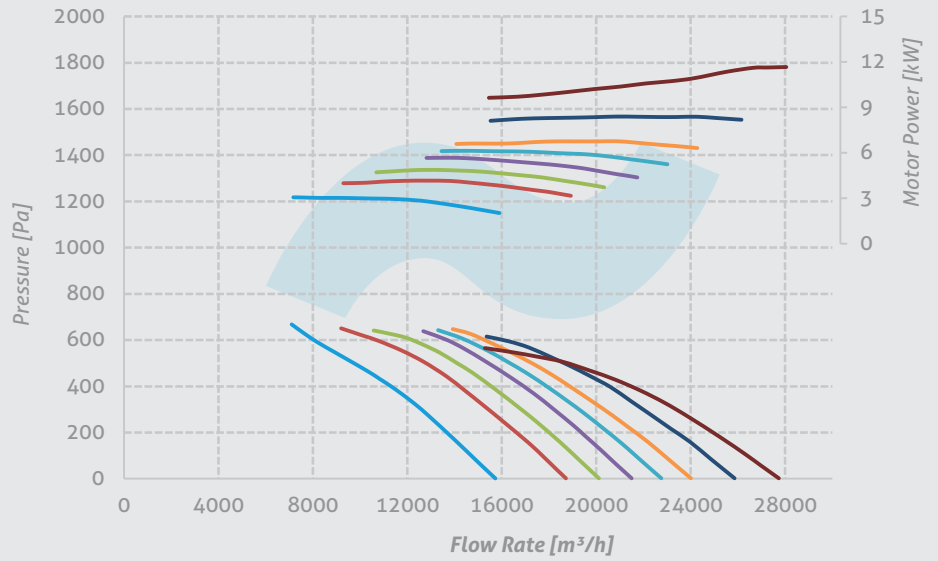


Performance Curves

Y-FWA 560

Nos. of Blades 5
 Hub Size 5
 Nos. of Poles 2
 Material Aluminum
 Pitch Angle

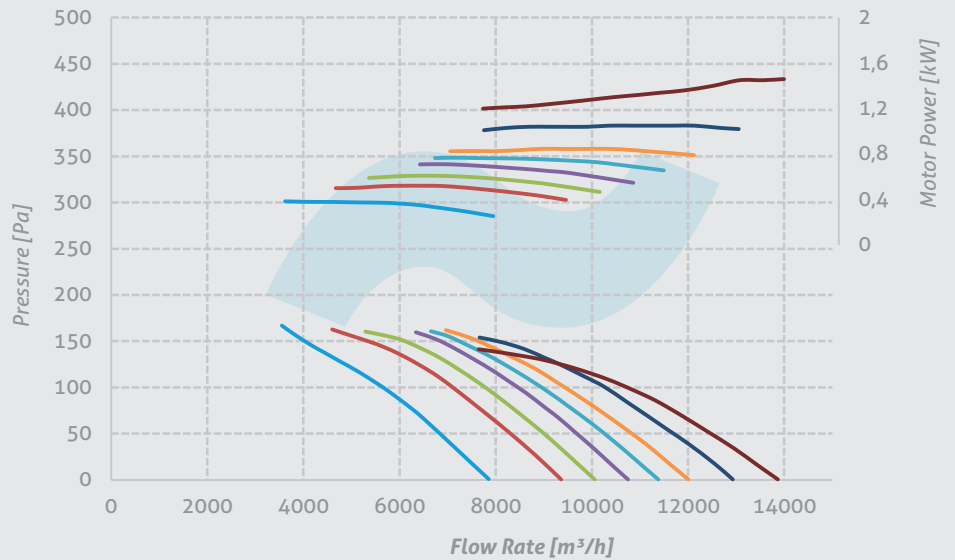
- 25° 30° 32,5°
- 35° 37,5° 40°
- 45° 50°



Y-FWA 560

Nos. of Blades 5
 Hub Size 5
 Nos. of Poles 4
 Material Aluminum
 Pitch Angle

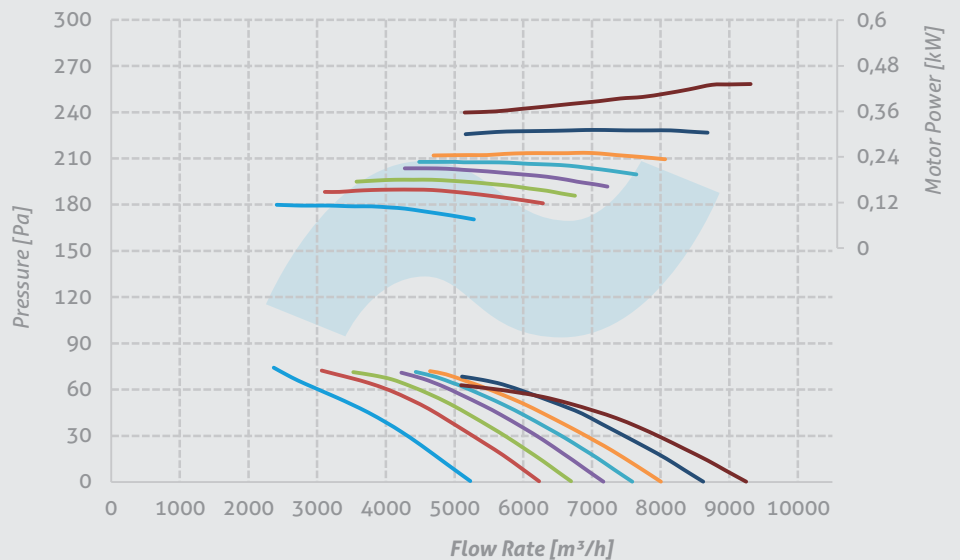
- 25° 30° 32,5°
- 35° 37,5° 40°
- 45° 50°



Y-FWA 560

Nos. of Blades 5
 Hub Size 5
 Nos. of Poles 6
 Material Aluminum
 Pitch Angle

- 25° 30° 32,5°
- 35° 37,5° 40°
- 45° 50°

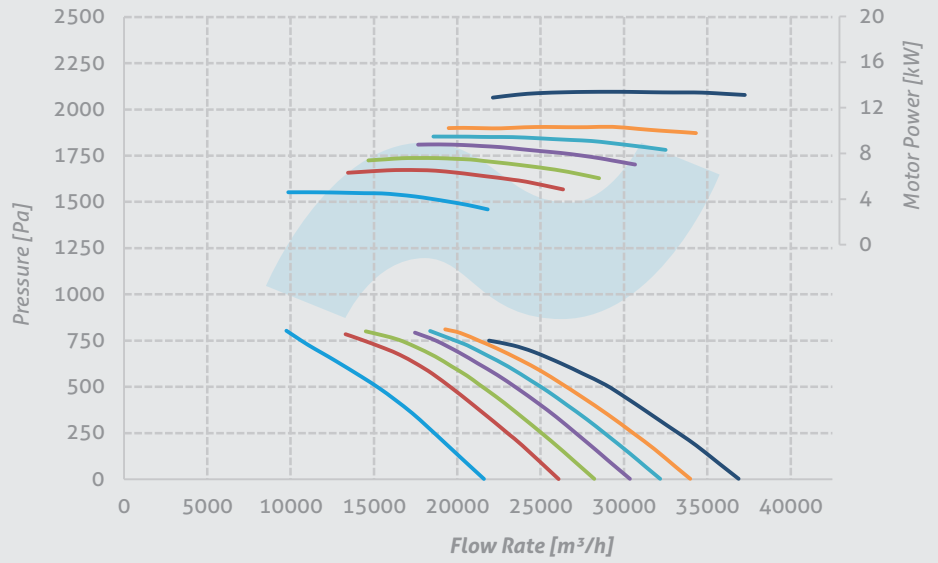


Performance Curves

Y-FWA 630

Nos. of Blades 5
 Hub Size 5
 Nos. of Poles 2
 Material Aluminum
 Pitch Angle

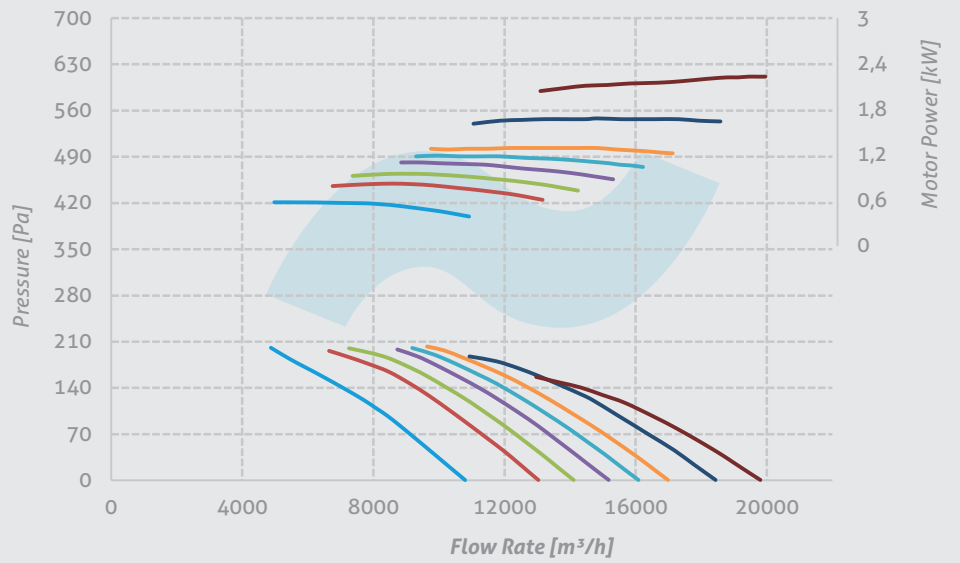
- 25° 30° 32,5°
- 35° 37,5° 40°
- 45°



Y-FWA 630

Nos. of Blades 5
 Hub Size 5
 Nos. of Poles 4
 Material Aluminum
 Pitch Angle

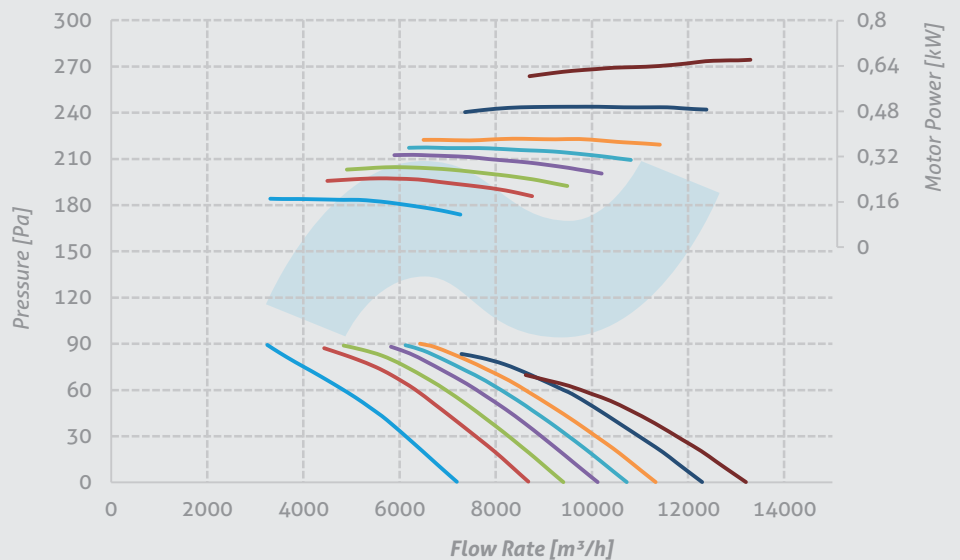
- 25° 30° 32,5°
- 35° 37,5° 40°
- 45° 50°



Y-FWA 630

Nos. of Blades 5
 Hub Size 5
 Nos. of Poles 6
 Material Aluminum
 Pitch Angle

- 25° 30° 32,5°
- 35° 37,5° 40°
- 45° 50°

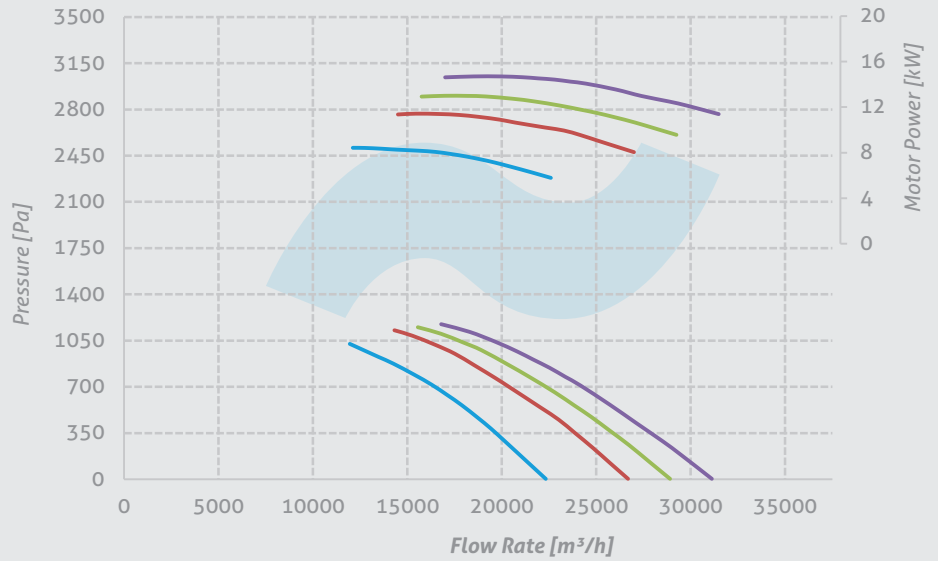


Performance Curves

Y-FWA 630

Nos. of Blades 8
 Hub Size 8
 Nos. of Poles 2
 Material Aluminum
 Pitch Angle

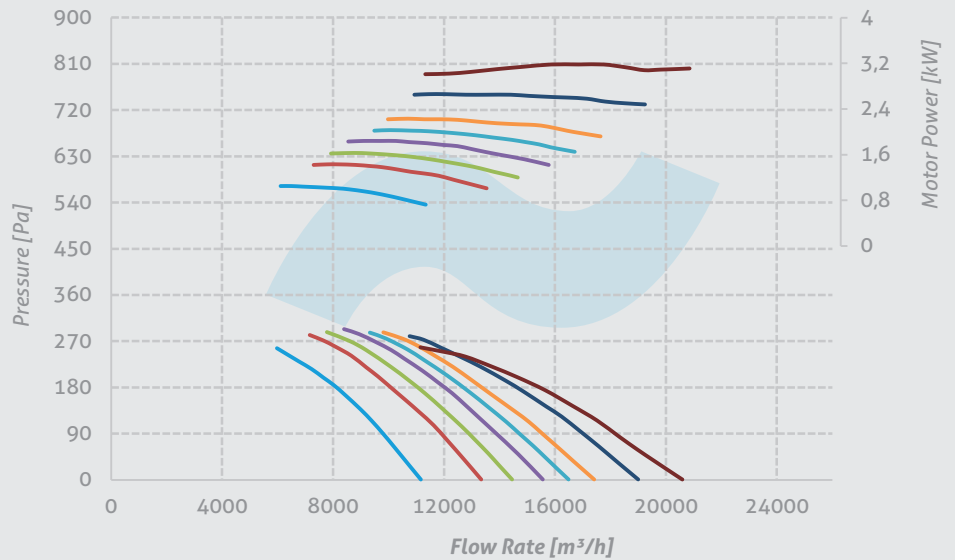
25° 30°
 32,5° 35°



Y-FWA 630

Nos. of Blades 8
 Hub Size 8
 Nos. of Poles 4
 Material Aluminum
 Pitch Angle

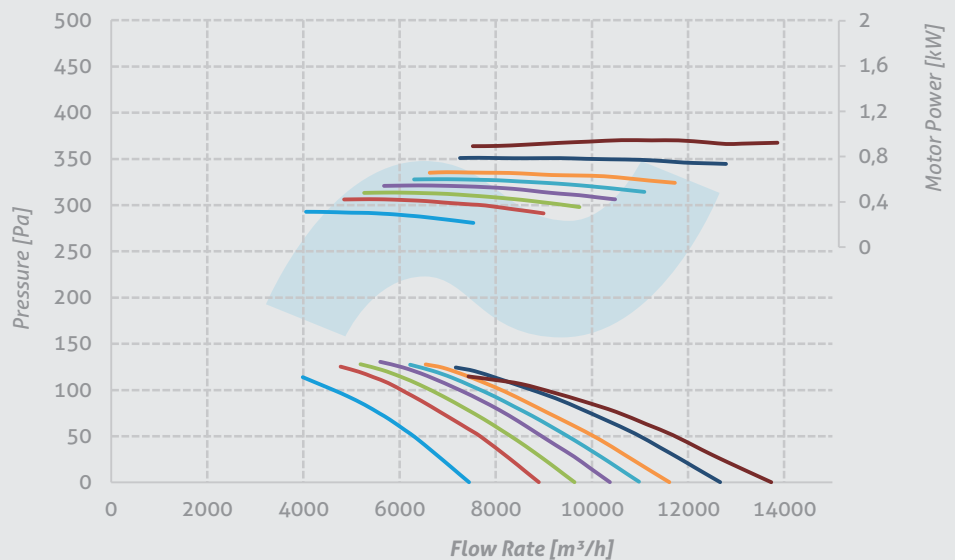
25° 30° 32,5°
 35° 37,5° 40°
 45° 50°



Y-FWA 630

Nos. of Blades 8
 Hub Size 8
 Nos. of Poles 6
 Material Aluminum
 Pitch Angle

25° 30° 32,5°
 35° 37,5° 40°
 45° 50°

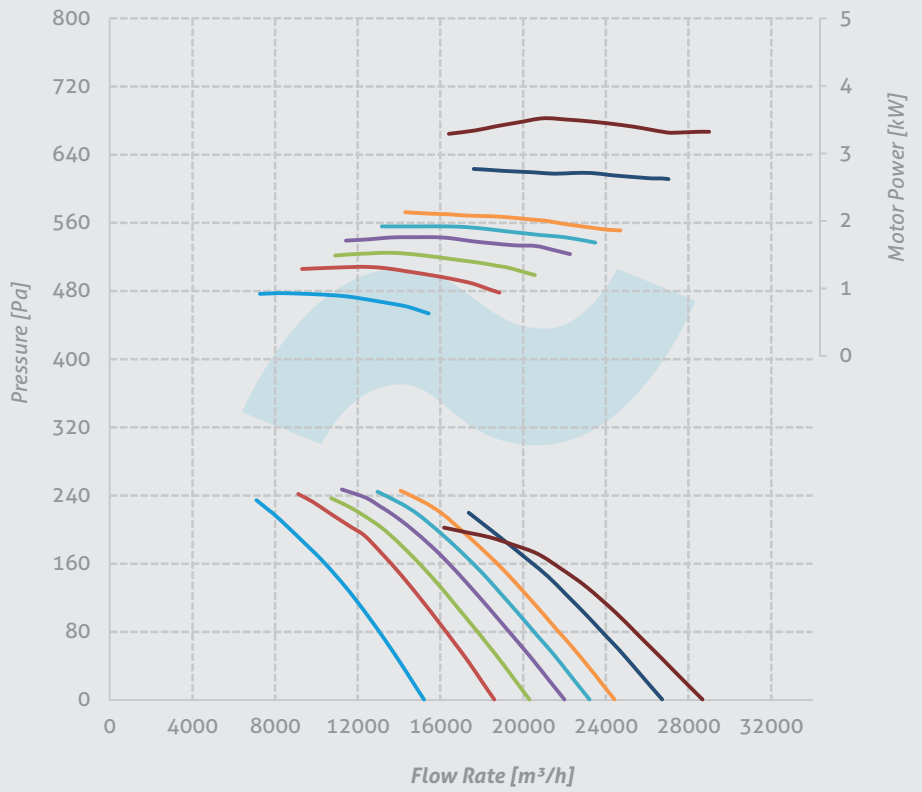


Performance Curves

Y-FWA 710

Nos. of Blades 5
 Hub Size 5
 Nos. of Poles 4
 Material Aluminum
 Pitch Angle

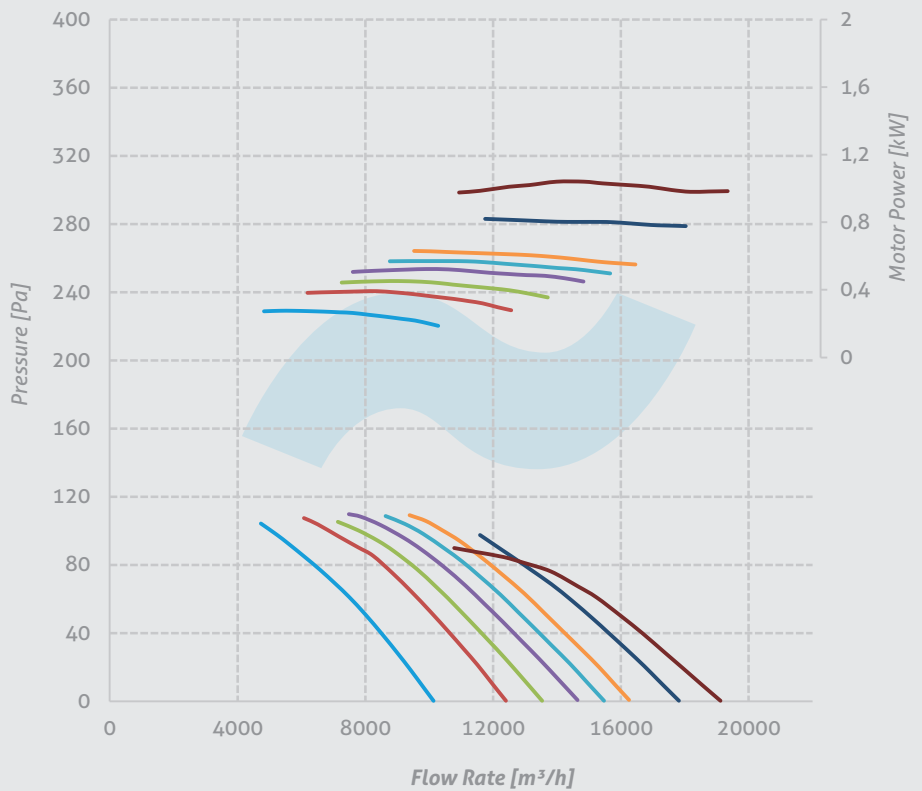
- 25° — 30° — 32,5°
- 35° — 37,5° — 40°
- 45° — 50°



Y-FWA 710

Nos. of Blades 5
 Hub Size 5
 Nos. of Poles 6
 Material Aluminum
 Pitch Angle

- 25° — 30° — 32,5°
- 35° — 37,5° — 40°
- 45° — 50°

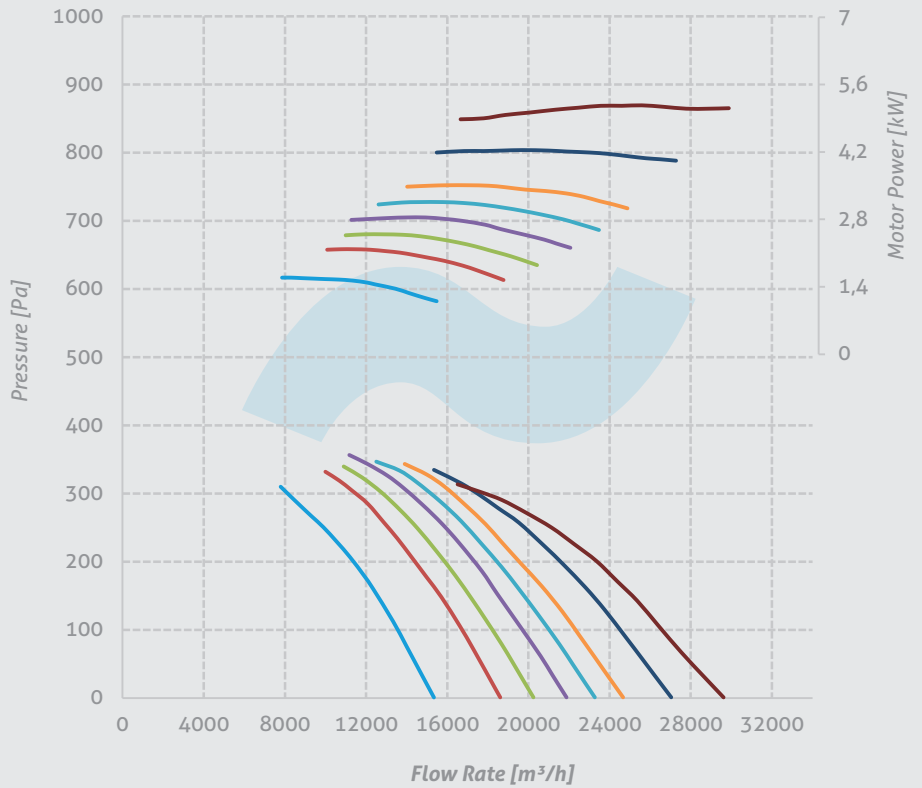


Performance Curves

Y-FWA 710

Nos. of Blades 8
 Hub Size 8
 Nos. of Poles 4
 Material Aluminum
 Pitch Angle

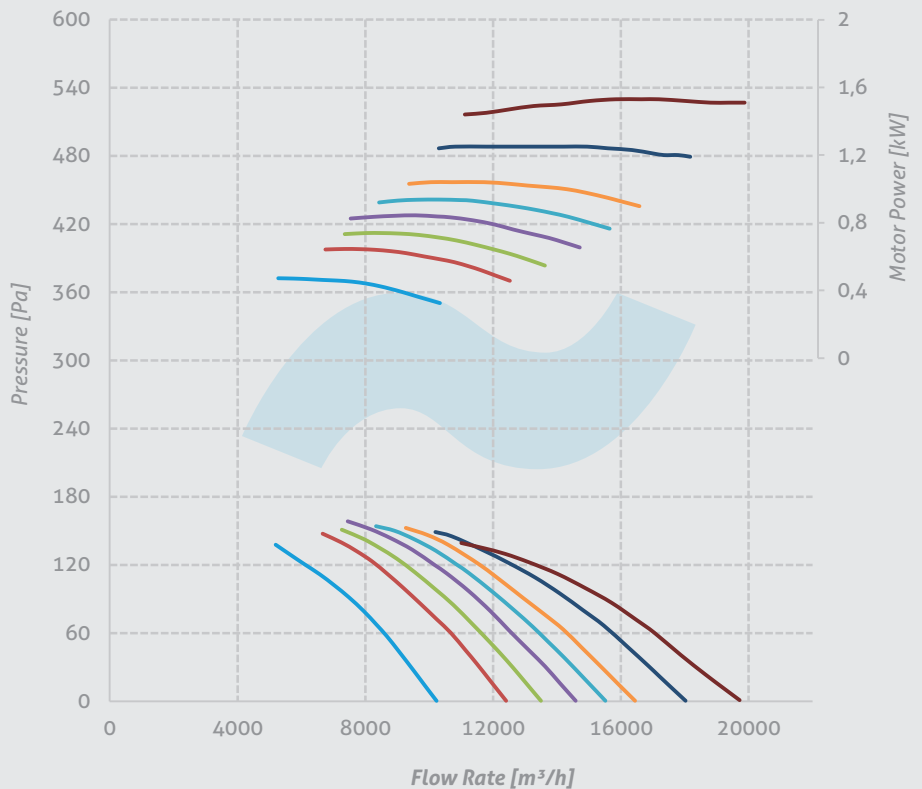
- 25° — 30° — 32,5°
- 35° — 37,5° — 40°
- 45° — 50°



Y-FWA 710

Nos. of Blades 8
 Hub Size 8
 Nos. of Poles 6
 Material Aluminum
 Pitch Angle

- 25° — 30° — 32,5°
- 35° — 37,5° — 40°
- 45° — 50°

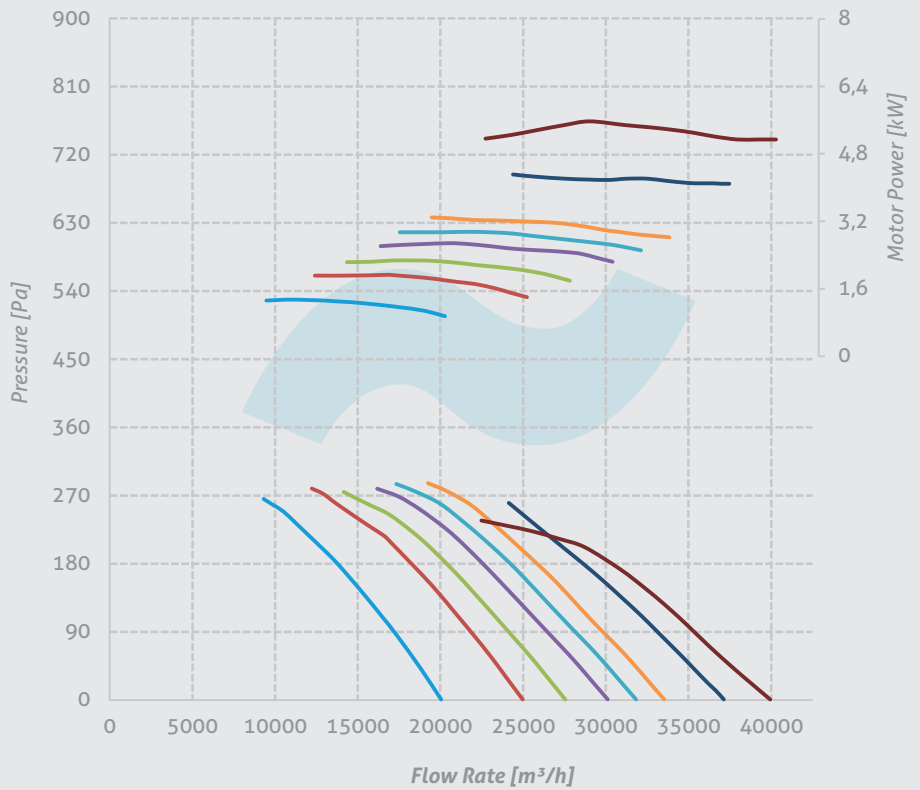


Performance Curves

Y-FWA 800

Nos. of Blades 5
 Hub Size 5
 Nos. of Poles 4
 Material Aluminum
 Pitch Angle

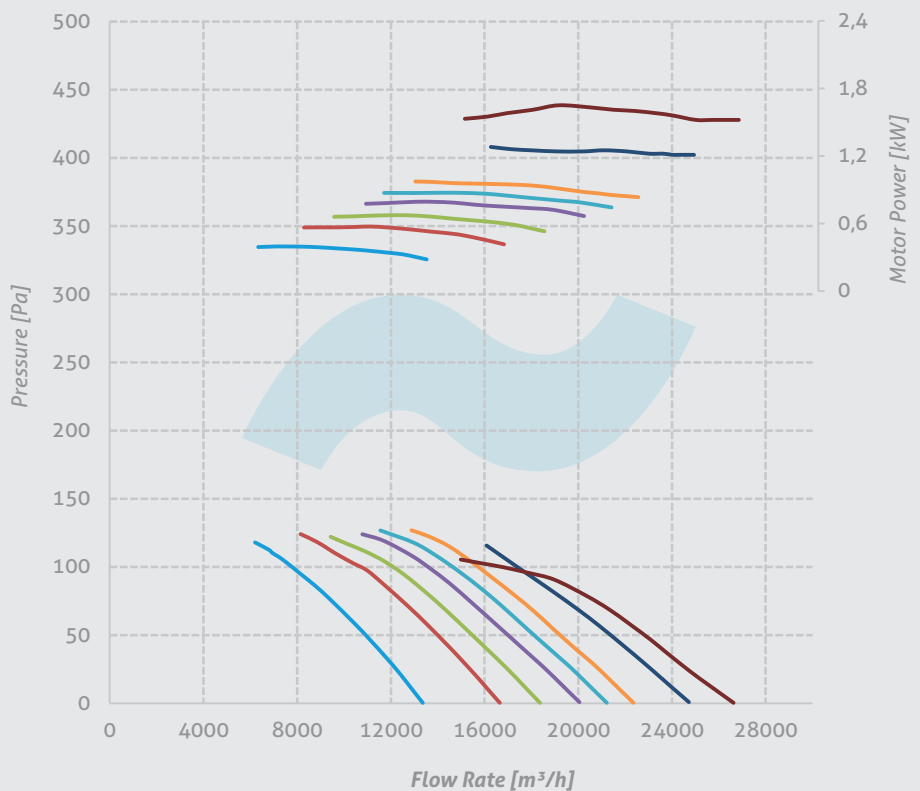
- 25° — 30° — 32,5°
- 35° — 37,5° — 40°
- 45° — 50°



Y-FWA 800

Nos. of Blades 5
 Hub Size 5
 Nos. of Poles 6
 Material Aluminum
 Pitch Angle

- 25° — 30° — 32,5°
- 35° — 37,5° — 40°
- 45° — 50°

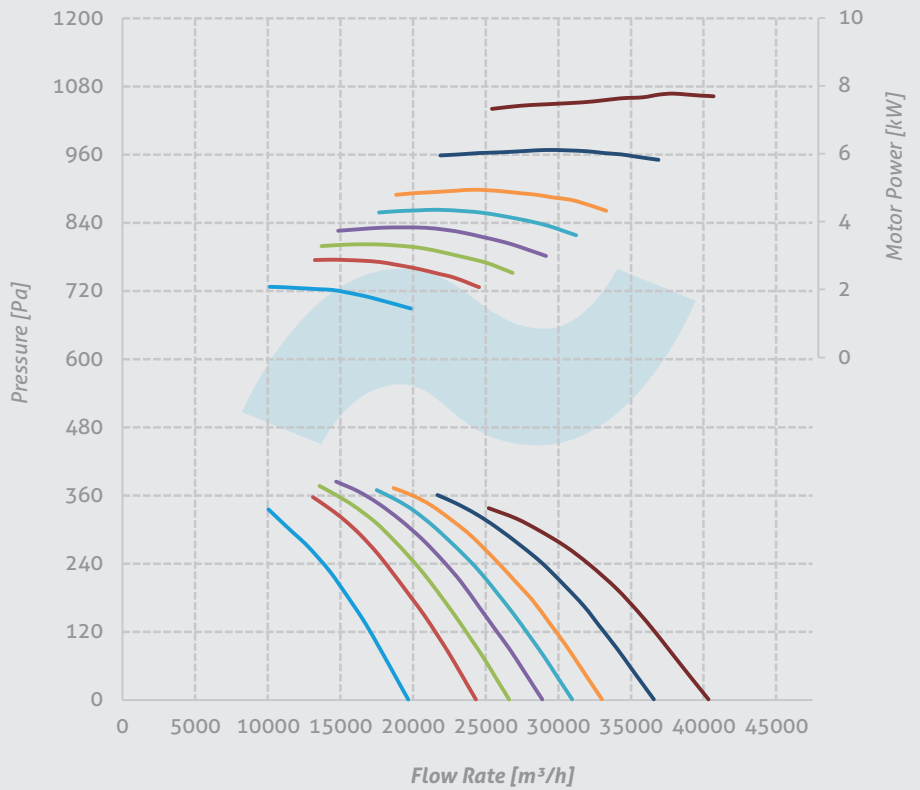


Performance Curves

Y-FWA 800

Nos. of Blades 8
 Hub Size 8
 Nos. of Poles 4
 Material Aluminum
 Pitch Angle

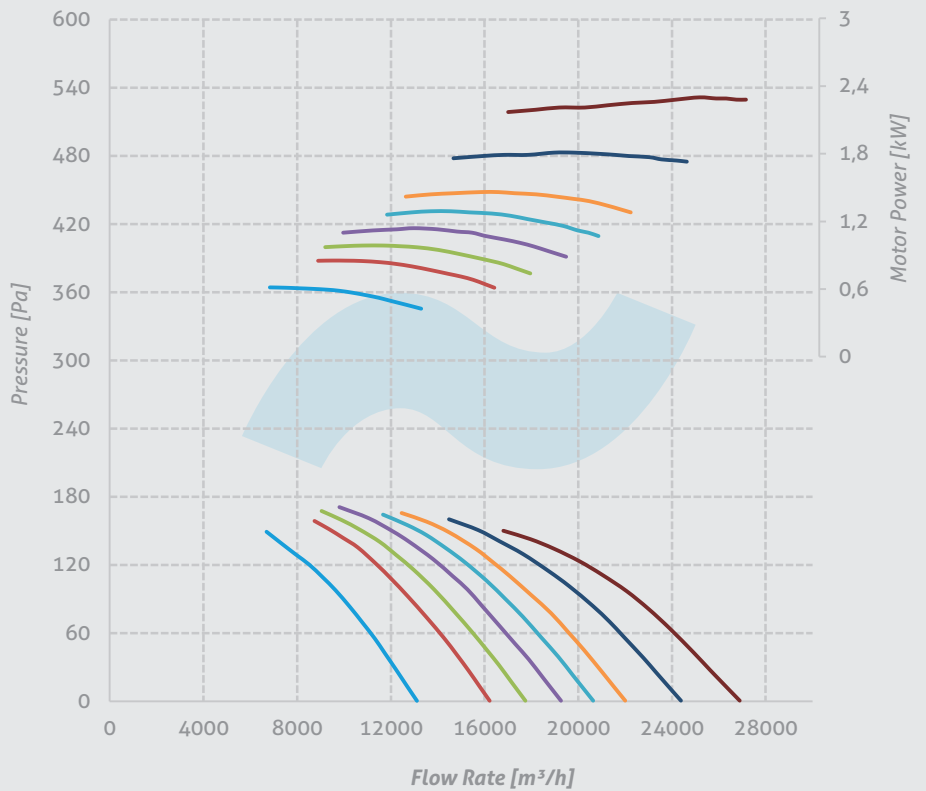
- 25° — 30° — 32,5°
- 35° — 37,5° — 40°
- 45° — 50°



Y-FWA 800

Nos. of Blades 8
 Hub Size 8
 Nos. of Poles 6
 Material Aluminum
 Pitch Angle

- 25° — 30° — 32,5°
- 35° — 37,5° — 40°
- 45° — 50°

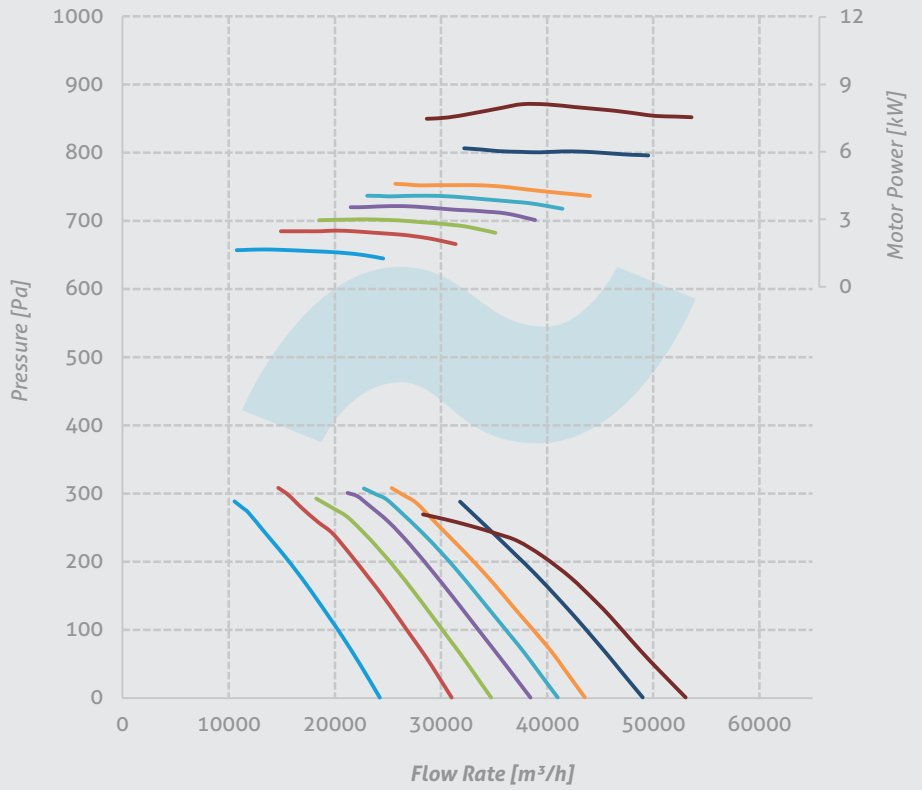


Performance Curves

Y-FWA 900

Nos. of Blades 5
 Hub Size 5
 Nos. of Poles 4
 Material Aluminum
 Pitch Angle

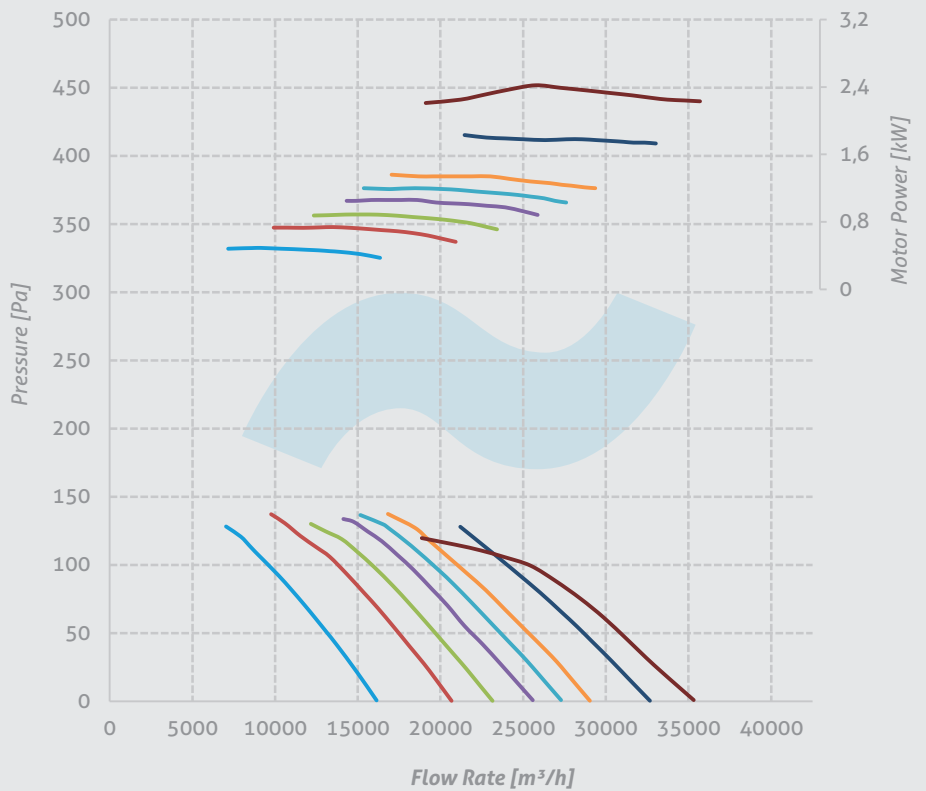
- 25° — 30° — 32,5°
- 35° — 37,5° — 40°
- 45° — 50°



Y-FWA 900

Nos. of Blades 5
 Hub Size 5
 Nos. of Poles 6
 Material Aluminum
 Pitch Angle

- 25° — 30° — 32,5°
- 35° — 37,5° — 40°
- 45° — 50°

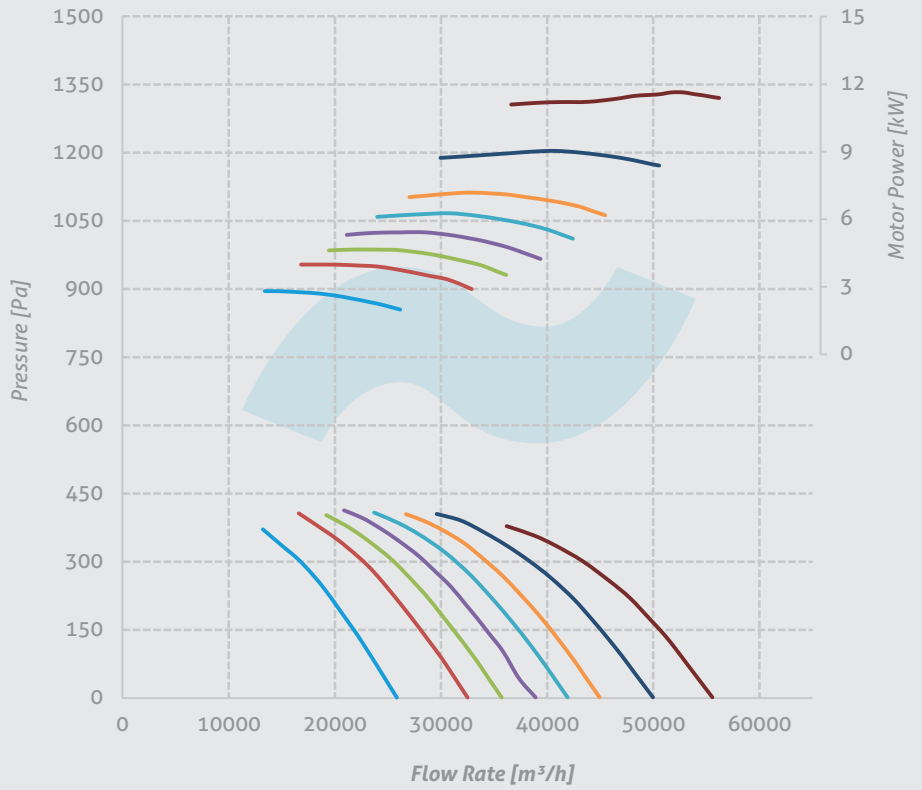


Performance Curves

Y-FWA 900

Nos. of Blades 8
 Hub Size 8
 Nos. of Poles 4
 Material Aluminum
 Pitch Angle

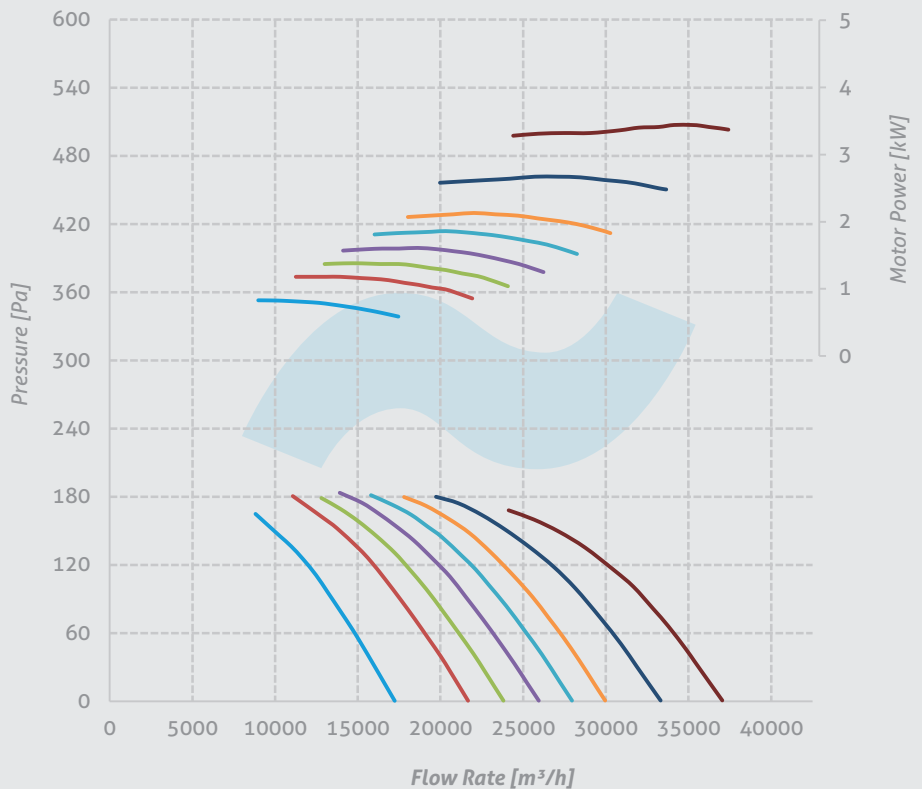
- 25° — 30° — 32,5°
- 35° — 37,5° — 40°
- 45° — 50°



Y-FWA 900

Nos. of Blades 8
 Hub Size 8
 Nos. of Poles 6
 Material Aluminum
 Pitch Angle

- 25° — 30° — 32,5°
- 35° — 37,5° — 40°
- 45° — 50°

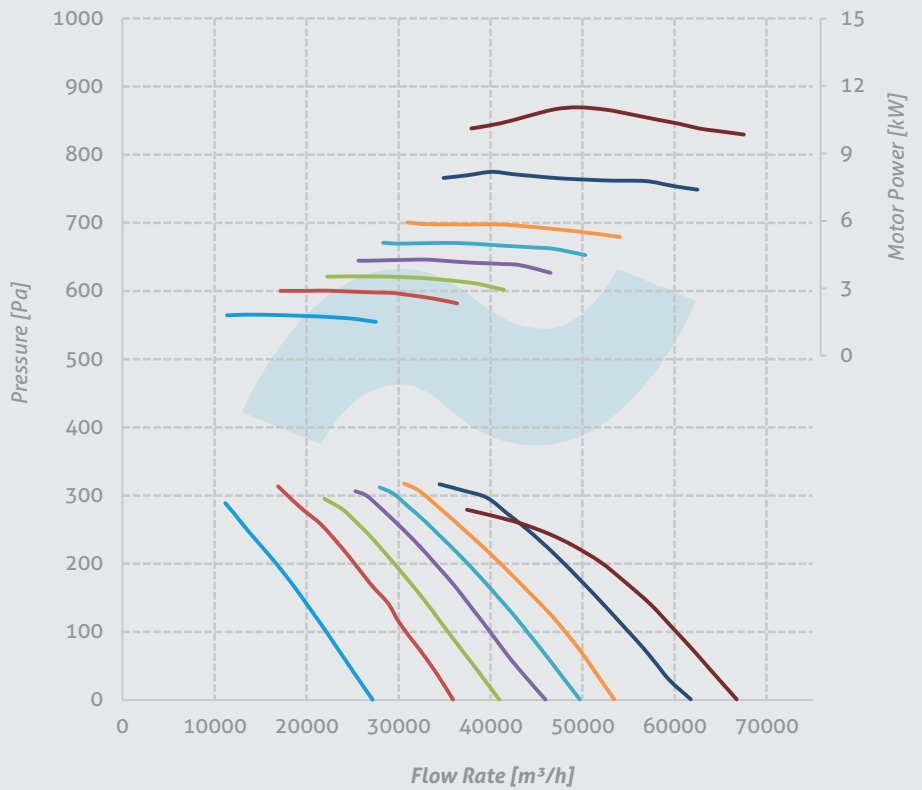


Performance Curves

Y-FWA 1000

Nos. of Blades 5
 Hub Size 5
 Nos. of Poles 4
 Material Aluminum
 Pitch Angle

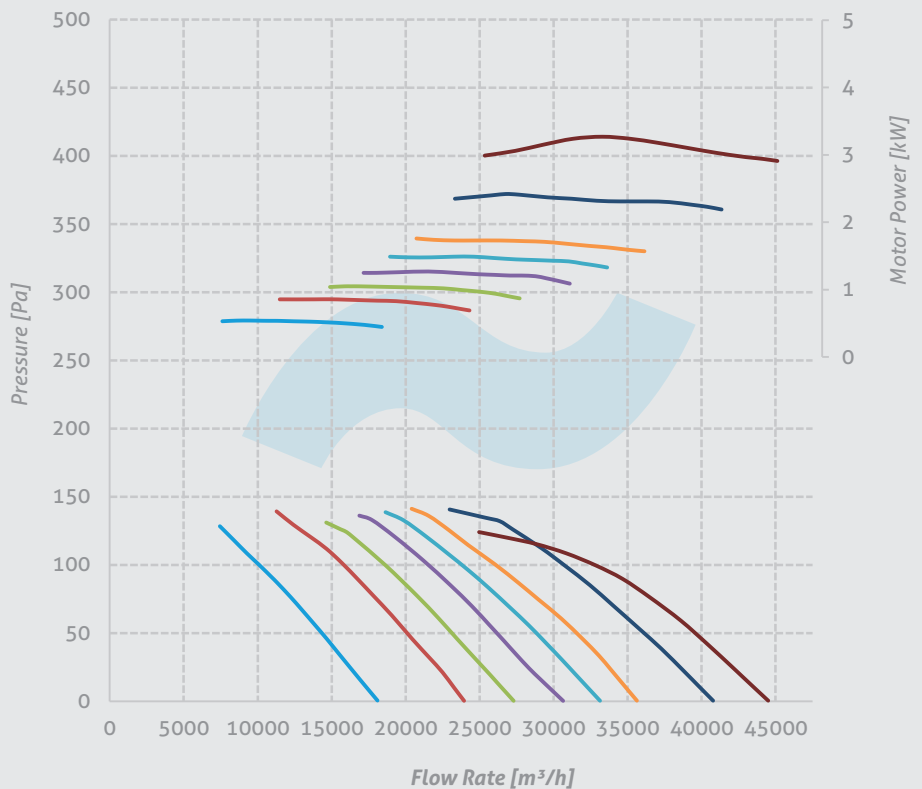
- 25° — 30° — 32,5°
- 35° — 37,5° — 40°
- 45° — 50°



Y-FWA 1000

Nos. of Blades 5
 Hub Size 5
 Nos. of Poles 6
 Material Aluminum
 Pitch Angle

- 25° — 30° — 32,5°
- 35° — 37,5° — 40°
- 45° — 50°

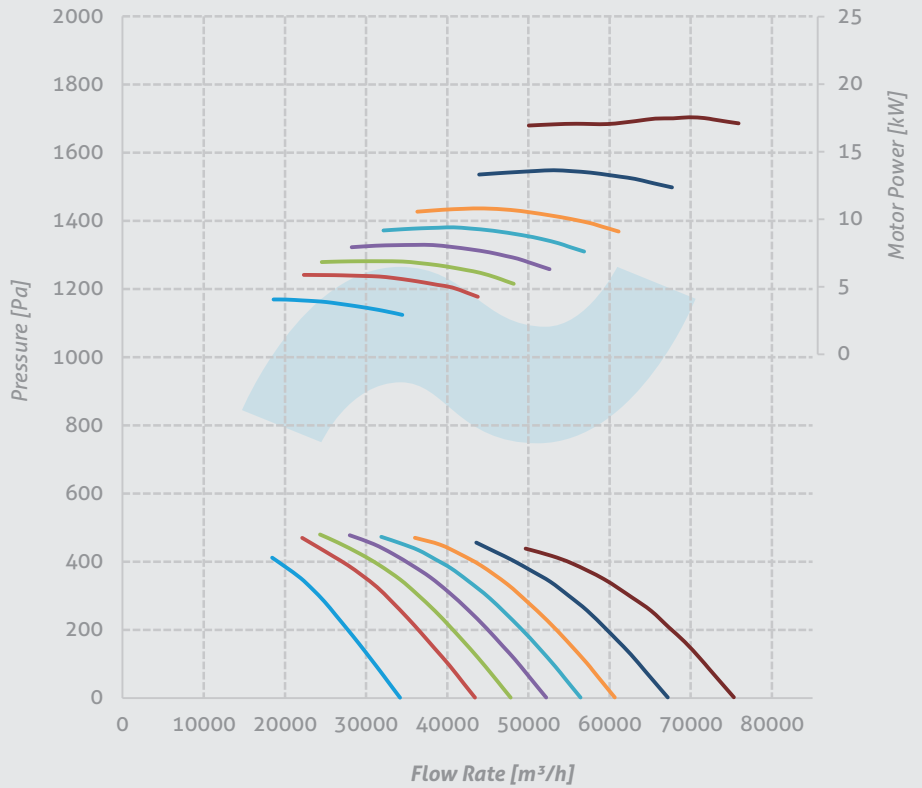


Performance Curves

Y-FWA 1000

Nos. of Blades 8
 Hub Size 8
 Nos. of Poles 4
 Material Aluminum
 Pitch Angle

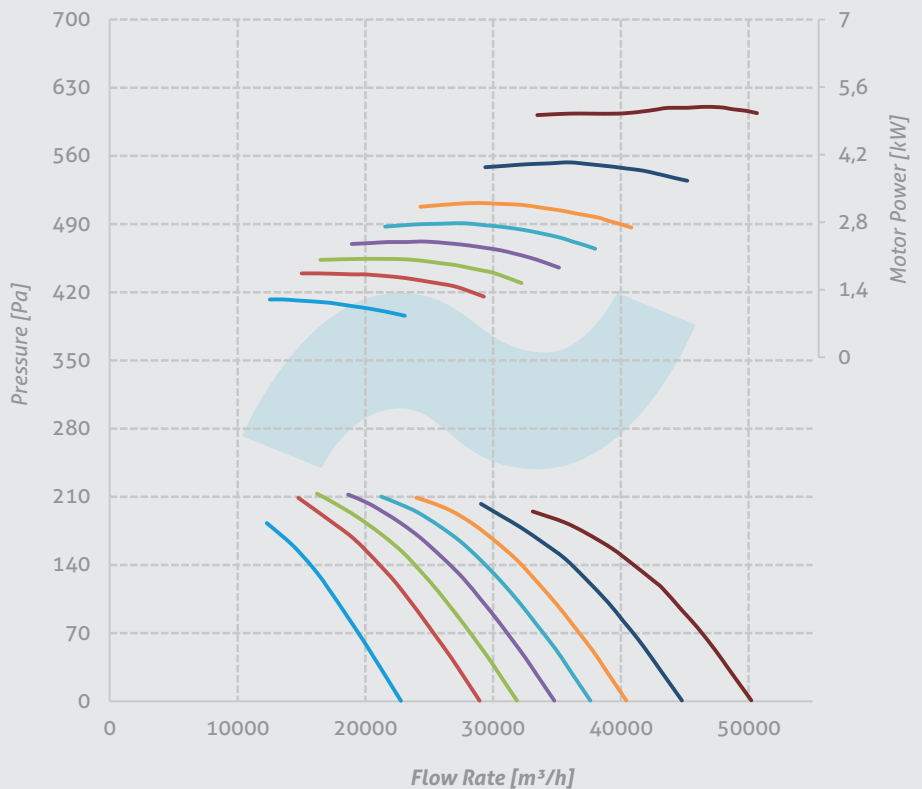
- 25° — 30° — 32,5°
- 35° — 37,5° — 40°
- 45° — 50°



Y-FWA 1000

Nos. of Blades 8
 Hub Size 8
 Nos. of Poles 6
 Material Aluminum
 Pitch Angle

- 25° — 30° — 32,5°
- 35° — 37,5° — 40°
- 45° — 50°

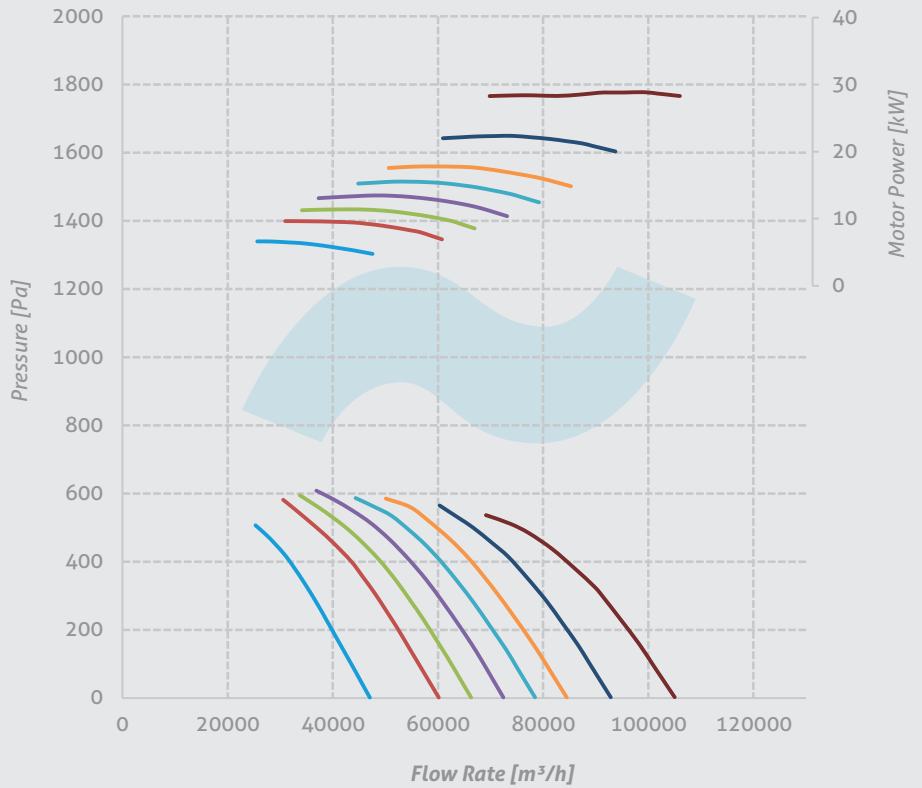


Performance Curves

Y-FWA 1120

Nos. of Blades 8
 Hub Size 8
 Nos. of Poles 4
 Material Aluminum
 Pitch Angle

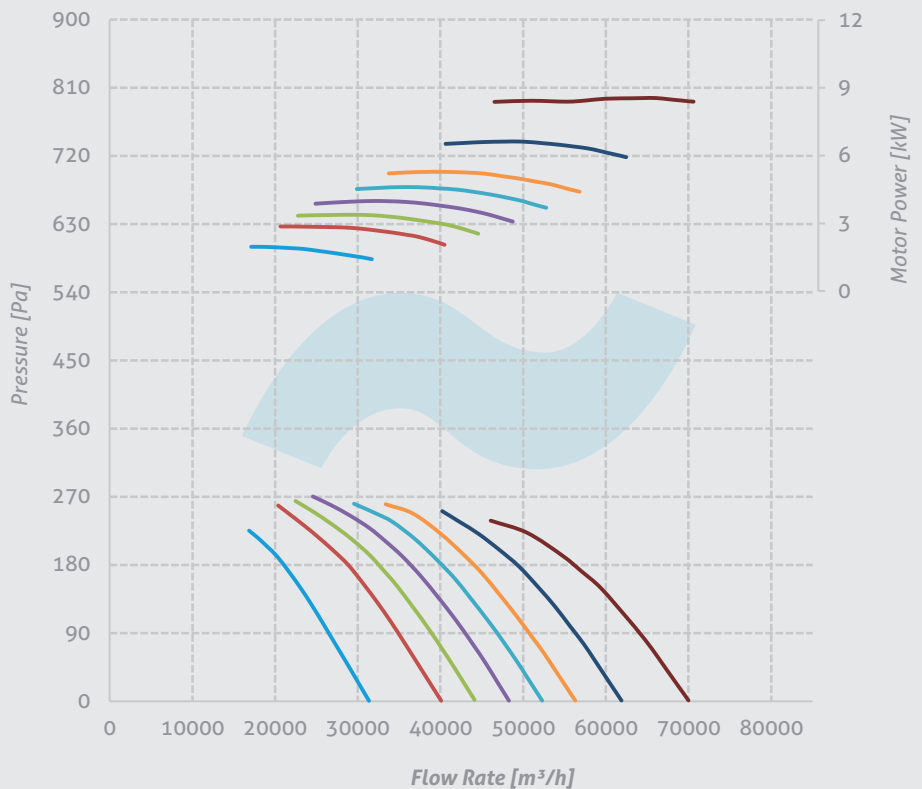
- 25° — 30° — 32,5°
- 35° — 37,5° — 40°
- 45° — 50°



Y-FWA 1120

Nos. of Blades 8
 Hub Size 8
 Nos. of Poles 6
 Material Aluminum
 Pitch Angle

- 25° — 30° — 32,5°
- 35° — 37,5° — 40°
- 45° — 50°

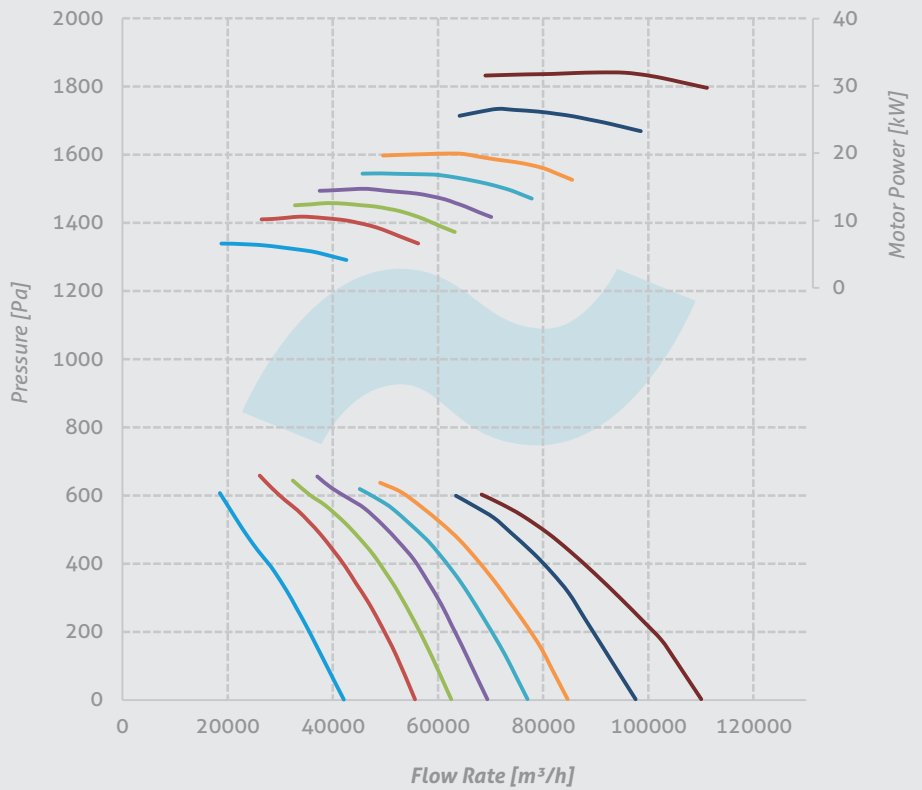


Performance Curves

Y-FWA 1120

Nos. of Blades 12
 Hub Size 12
 Nos. of Poles 4
 Material Aluminum
 Pitch Angle

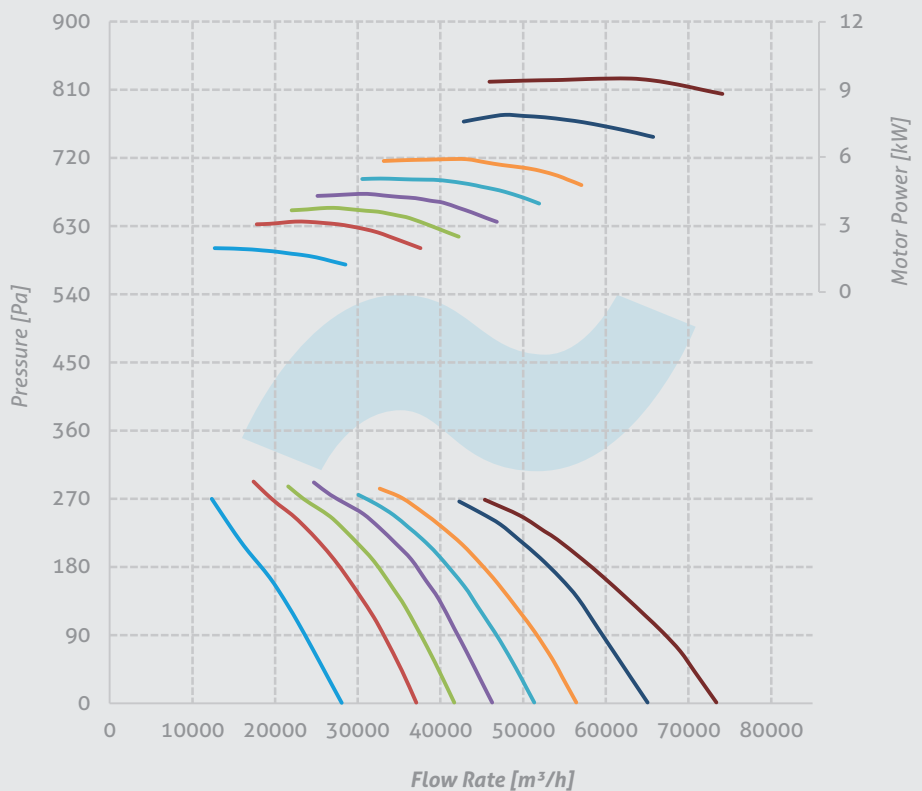
- 25° — 30° — 32,5°
- 35° — 37,5° — 40°
- 45° — 50°



Y-FWA 1120

Nos. of Blades 12
 Hub Size 12
 Nos. of Poles 6
 Material Aluminum
 Pitch Angle

- 25° — 30° — 32,5°
- 35° — 37,5° — 40°
- 45° — 50°

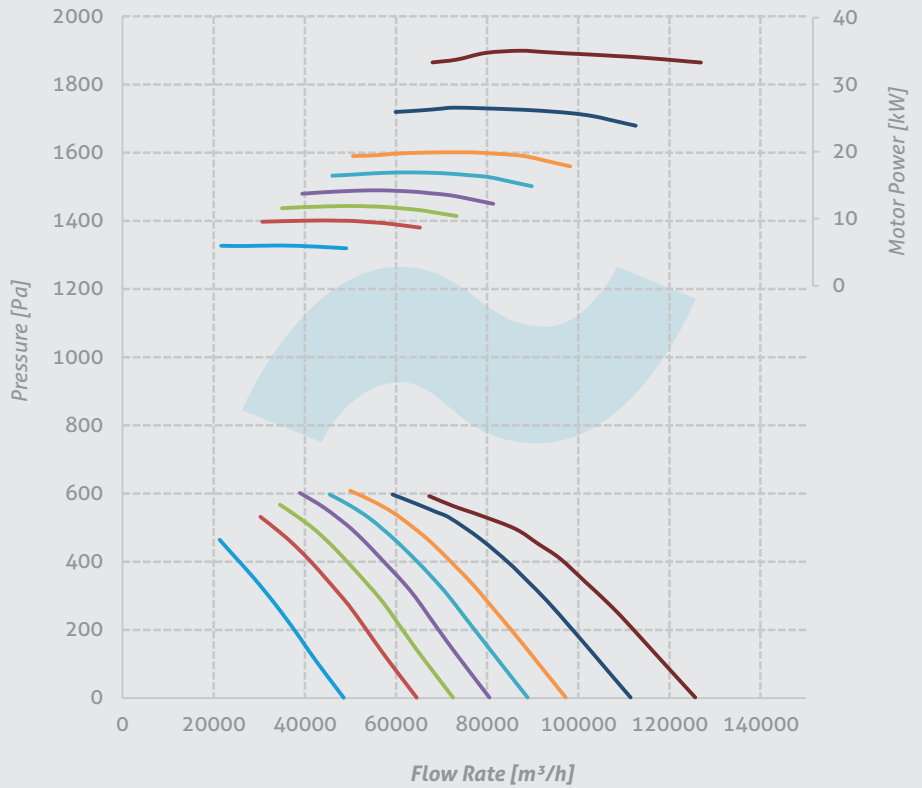


Performance Curves

Y-FWA 1250

Nos. of Blades 8
 Hub Size 16
 Nos. of Poles 4
 Material Aluminum
 Pitch Angle

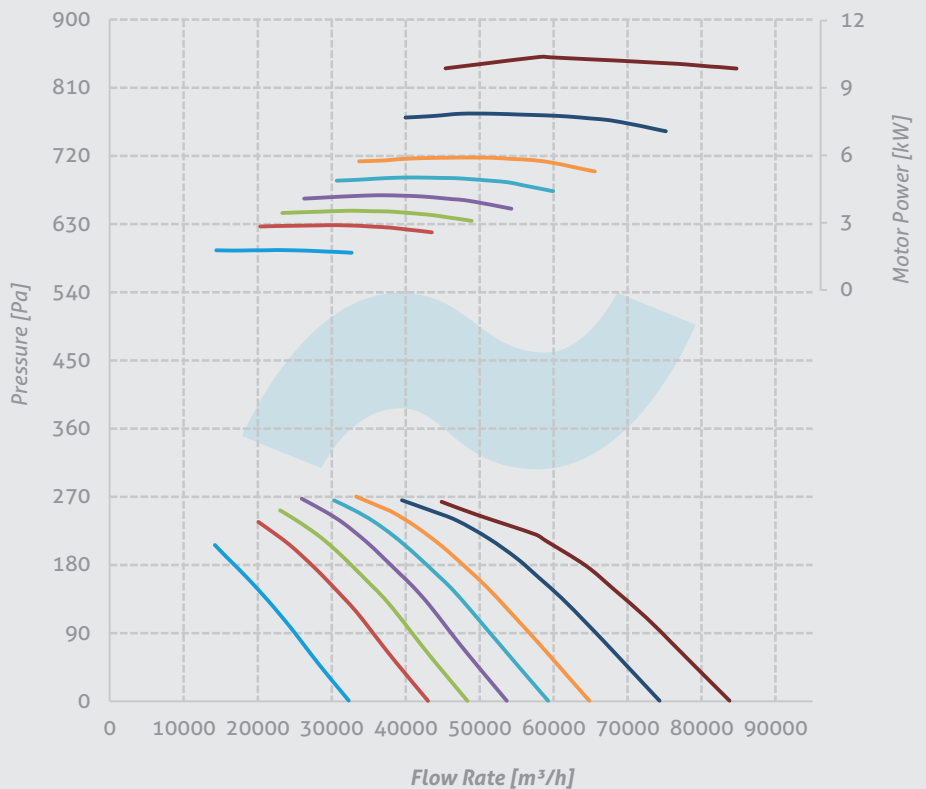
- 25° — 30° — 32,5°
- 35° — 37,5° — 40°
- 45° — 50°



Y-FWA 1250

Nos. of Blades 8
 Hub Size 16
 Nos. of Poles 6
 Material Aluminum
 Pitch Angle

- 25° — 30° — 32,5°
- 35° — 37,5° — 40°
- 45° — 50°

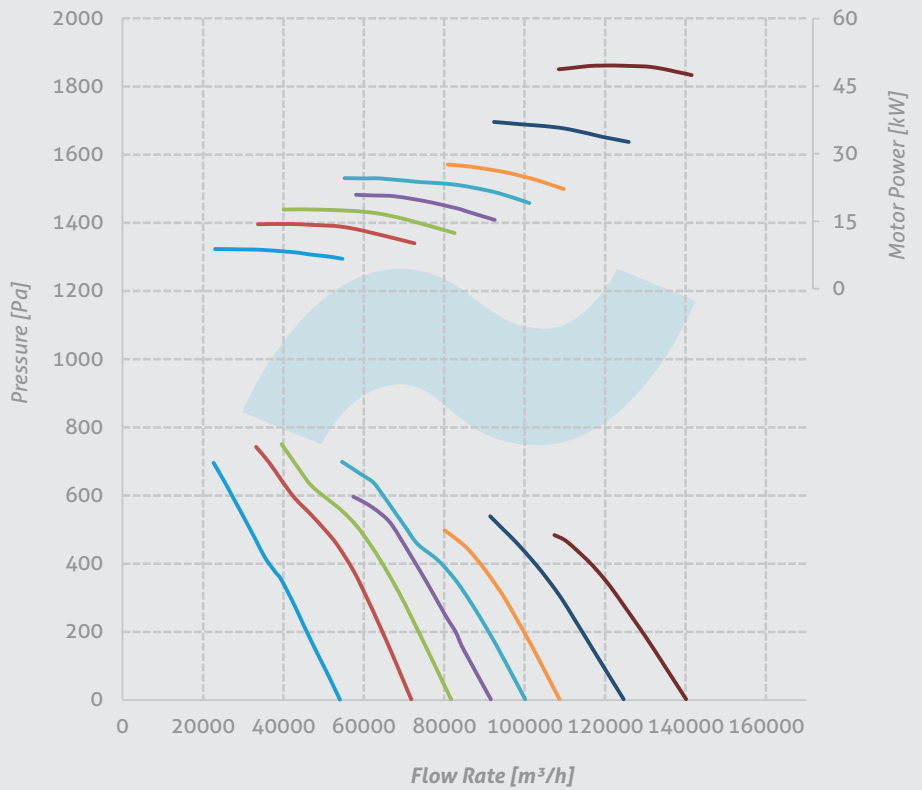


Performance Curves

Y-FWA 1250

Nos. of Blades 12
 Hub Size 16
 Nos. of Poles 4
 Material Aluminum
 Pitch Angle

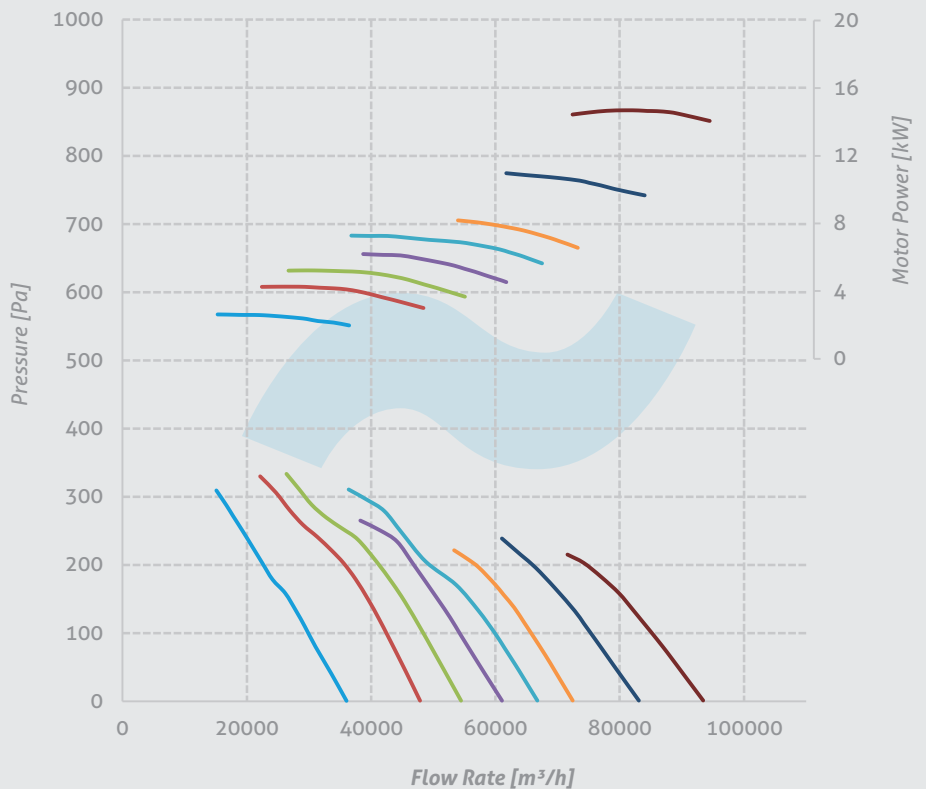
- 25° — 30° — 32,5°
- 35° — 37,5° — 40°
- 45° — 50°



Y-FWA 1250

Nos. of Blades 12
 Hub Size 16
 Nos. of Poles 6
 Material Aluminum
 Pitch Angle

- 25° — 30° — 32,5°
- 35° — 37,5° — 40°
- 45° — 50°

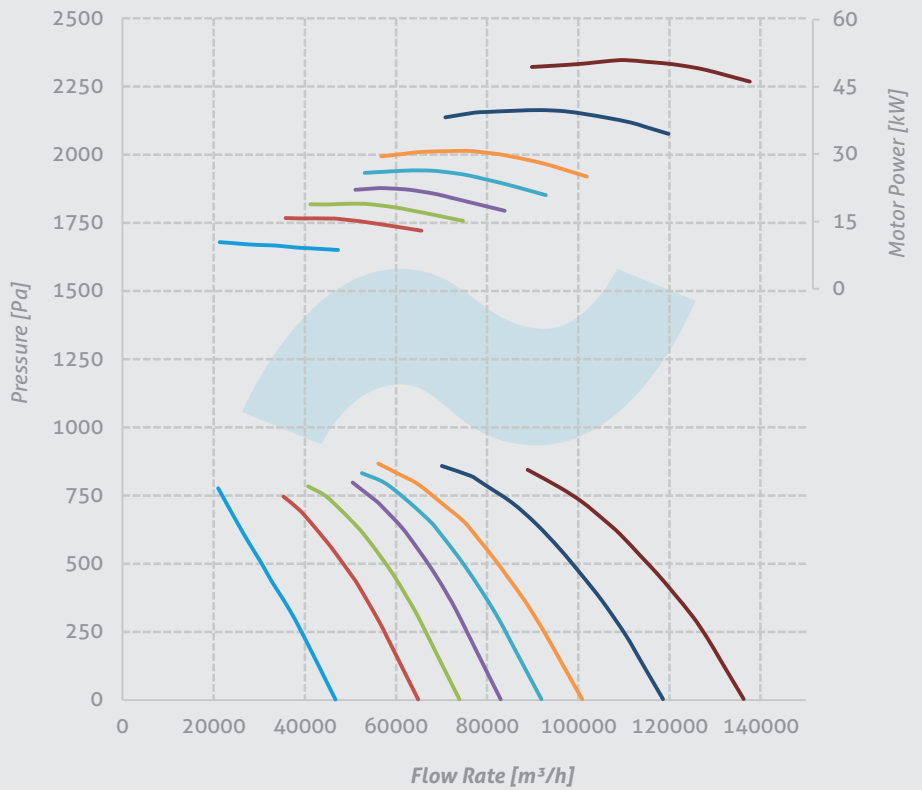


Performance Curves

Y-FWA 1250

Nos. of Blades 16
 Hub Size 16
 Nos. of Poles 4
 Material Aluminum
 Pitch Angle

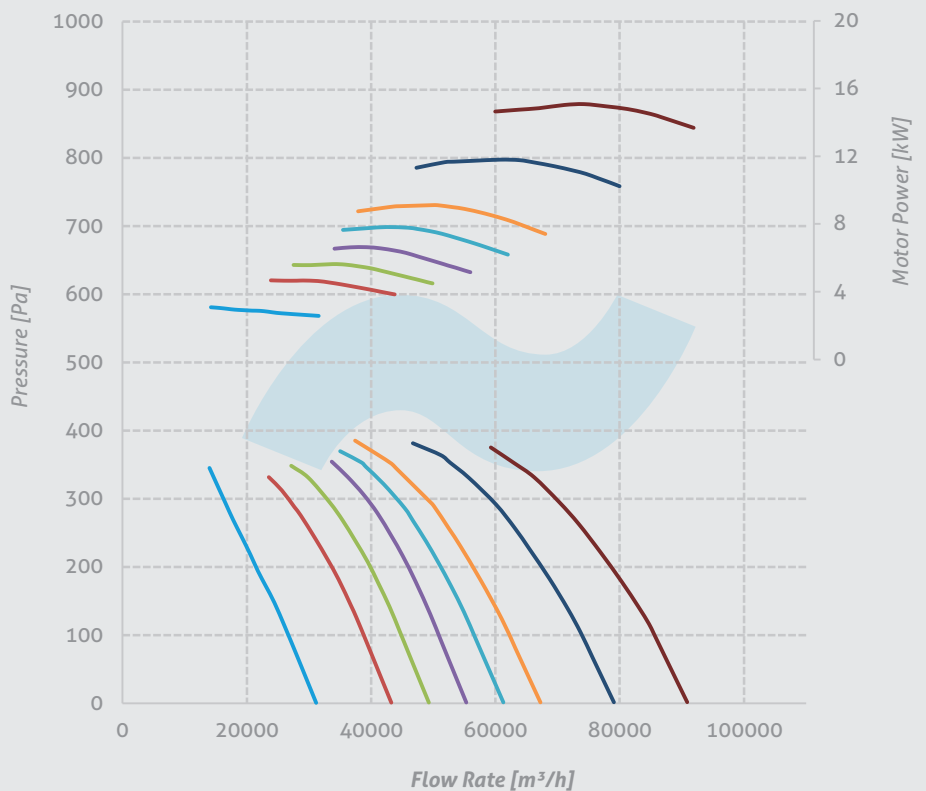
- 25° — 30° — 32,5°
- 35° — 37,5° — 40°
- 45° — 50°



Y-FWA 1250

Nos. of Blades 16
 Hub Size 16
 Nos. of Poles 6
 Material Aluminum
 Pitch Angle

- 25° — 30° — 32,5°
- 35° — 37,5° — 40°
- 45° — 50°



VENTURKA

Contact:

Export Sales Representative: **Mr. Alparslan ASLAN**

Mobile: **+90 538 341 93 11** (WhatsApp: OK)

E-Mail: **export@venturka.com**